



**EAGLEVILLE CITY COUNCIL
WORK SESSION AGENDA *AMENDED**

**Eagleville City Hall
Thursday, April 9, 2026**

**108 South Main Street
7:00 p.m.**

Prior to meeting, please silence all electronic devices.

- 1) MAYORS WELCOME and CALL TO ORDER** – Mayor Chad Leeman
- 2) ROLL CALL** – City Recorder Christina Rivas
- 3) DISCUSSION**
 - a) Downtown Eagleville Development – Cale Cote
 - b) Engineering Updates – Will Owen
 - c)
 1. Ordinance 2026-005 Amendment to Fiscal Year 2025 2026 Budget*
 2. Fiscal Year 2026 2027 Eagleville Budget – Mike Walker
 - d) Resolution 2026-003 for Annexation by Owner Consent for Parcel #120-46.00-000 (Salem Creek Properties)
 - e) Review Ordinance 2026-001 Assigning Zoning Classifications and Criteria for Property to be Annexed Known as Parcel #120-46.00-000 (Salem Creek Properties)
 - f) Resolution 2026-008 - Ratification of City Accepted Streets
 - g) Ordinance 2026-002 Speed Limit Policy
 - h) Resolution 2026-004 – Accept and Adopt Traffic Study Regarding Speed Limits*
 - i) City Events
 1. Date and Time of Fall Festival – Recommended September 26, 9:00 a.m. to 3:00 p.m.
 2. Date and Time of Tree Lighting – Recommended November 29, 4:30 p.m.
 3. First Fridays
 4. 250 Anniversary
- 4) NEW BUSINESS**
- 5) ADJOURNMENT**

ITEM 3c 1

Ordinance 2026-005
Budget Amendment for Fiscal Year 2025-2026

ORDINANCE 2026-005

**AN ORDINANCE OF THE CITY OF EAGLEVILLE, TENNESSEE TO AMEND
ORDINANCE 2025-005, SAME BEING THE ORDINANCE ADOPTING THE ANNUAL
BUDGET FOR THE FISCAL YEAR BEGINNING JULY 1, 2025 TO JUNE 30, 2026**

**NOW THEREFORE BE IT ORDAINED BY THE CITY OF EAGLEVILLE, TENNESSEE,
AS FOLLOWS:**

SECTION 1. That Ordinance 2025-005, same being the budget appropriation ordinance for the 2025-2026 fiscal year, be and the same is hereby amended by adding (subtracting) the amounts specified herein to certain revenue and expenditure appropriations as follows:

GENERAL FUND

Revenues and Other Sources:

From projected fund balance on June 30, 2026	<u>\$ 400,000</u>
Total Change in Revenues	\$ 400,000

Expenditures and Other Uses:

Transfer to Capital Projects Fund	<u>\$ 400,000</u>
Total Change in Expenditures	\$ 400,000

CAPITAL PROJECTS FUND

Revenues and Other Sources:

Transfer from General Fund	\$ 400,000
----------------------------	------------

Expenditures and Other Uses:

General Government – City Hall Repairs	\$ 15,000
Park Improvements	\$ 225,000
Former Police/Fire Building Site - Parking Lot Improvements	<u>\$ 160,000</u>
Total Change in Expenditures	\$ 400,000

STATE STREET AID FUND

Revenues and Other Sources:

From unreserved fund balance \$ 35,830

Expenditures and Other Uses:

Capital – Resurfacing New Town Streets \$ 19,207

Miscellaneous Other Expenses \$ 16,623

Total Change in Expenditures \$ 35,830

SECTION 3. That pursuant to T.C.A. Section 6-22-124 (C), sufficient unappropriated revenue is available in the General Fund to the increased appropriations proposed under Ordinance 2026-005.

SECTION 4. That this budget amendment fulfills the requirements of the Municipal Budget Law of 1982 (T.C.A Section 6-56-208).

SECTION 5. That this ordinance shall take effect from and after its final passage, or fifteen days after first passage, whichever occurs later, the public welfare requiring it.

APPROVED:

Chad Leeman, Mayor

ATTEST:

APPROVED AS TO FORM:

Christina Rivas, City Recorder

Stephen Aymett, City Attorney

First Reading: _____

Second Reading: _____

Public Hearing: _____

ITEM 3c 2

Fiscal Year 2025-2026 Budget

DATE: April 6, 2026

TO: Hellyn Riggins, City Manager

FROM: Michael Walker, Financial/Management Consultant

SUBJECT: FY 2026-2027 Proposed Budget

Attached is the proposed FY 2026-2027 budget for initial review and consideration by the Eagleville City Council. This document is a compilation of the input received from the staff and the Council at its March 21, 2026 budget retreat. It is a balanced budget and to the best of my knowledge represents a sound financial proposal taking into account the needs of the City within the available resources.

Key points for the City Council to consider in review and deliberation on the proposed budget:

1. **Maintains Strong General Fund Financial Position** - Projected fund balance of \$2,208,291 on 6/30/26, an amount that exceeds proposed expenditures in FY 2027.
2. **Appropriate Fund Balance Level** – While there are no exact or agreed to standards, Eagleville is heavily dependent on a single taxpayer for over 50% of its annual General Fund revenues. In addition, there is much uncertainty on the state of the US economy moving forward into the next fiscal year. Accordingly, the recommended unreserved fund balance in the General Fund will better protect the City from possible economic downturns plus cover cashflow needs.
3. **Idle Funds Are Safe and Invested**- With rising interest rates in recent years, the City's revenue base in all funds is benefitting financially from the investment of idle funds in allowable securities under State law (State of Tennessee Local Government Investment Pool and FDIC protected Certificates of Deposits). Returns on investments of idle funds are currently 3.65%, an attractive rate of return in today's investment market.
4. **No Property Tax Increase** – The budget again requires no increase in the property tax rate of \$.4051 per \$100 assessed value of taxable property. However, the current reappraisal of property by the Rutherford County Assessor to equalize values on the tax rolls to current market values is expected to substantially increase the value of taxable property. At this time, we don't know what the new assessed values will be but hopefully will know before final reading of the budget ordinance. State law requires the City to lower the "tax rate" to produce the same property tax revenue from properties on the tax rolls in tax year 2025. I anticipate the new tax rate to be in the range of \$.32 per \$100 of assessed value. The final equalized tax rate will require an amendment to

the budget prior to final reading of the ordinance at the May 28, 2026 meeting; however, we may need to delay consideration of the ordinance into June if the equalized tax rate is not available in May from the Rutherford County Property Assessor.

5. **Importance of Local Sales Taxes** – At 58% of the total General Fund revenues, it is THE critical funding source for the City. Revenue is projected conservatively in the new fiscal year as actual collections have historically fluxuated widely up and down reflecting the state of the economy and sales at important local businesses.
6. **A Commitment to Staffing** – The proposed budget maintains existing services & staffing levels (12 full-time positions). Within the General Fund budget of \$2,049,411, 57% or \$1,165,083 is committed to salaries and benefits. It includes a 5% adjustment in salaries that is available to all employees but awarded based on performance. The increase will help attract and retain personnel and to compete better with surrounding jurisdictions.
7. **Public Safety Center – Debt obligations** – With the successful completion of the Public Safety Center in October 2024, the City has begun to incur \$266,026 in annual low interest loan obligations. Because of the willingness of the City Council to advance fund this debt obligation, the City is able to systematically phase-in the amount of required annual transfers from the General Fund to the Debt Service Fund over several years with \$20,000 increases annually until FY 2030. The transfer amount required in FY 2026-2027 will be \$224,000, up from \$204,000 In FY 2025-2026.
8. **New Capital Items in FY 2026-2027** – \$400,000 in funding is proposed for transfer in Fiscal Year 2025-2026 from the General Fund to the Capital Projects Fund due to positive revenue trends in the fiscal year ending June 30, 2026. Proposed new projects include \$225,000 for park improvements, \$160,000 for downtown parking lot improvements at the former police/fire department site, and \$15,000 for extraordinary repairs at City Hall. Local match funds are also provided for downtown sidewalk improvements primarily funded by federal and state grants. Last, the proposed General Fund budget includes a \$25,000 increase in the annual transfer to the State Street Aid Fund (from \$50,000 to \$75,000) to build up resources for future road repairs and improvements.
9. **A Word of Caution** – Given the uncertainty in the American economy at present, the staff will be monitoring closely local revenue trends in the months ahead. Hopefully no adjustments to the proposed budget will be needed for consideration prior to second and final reading of the FY 2027 Budget Ordinance.

I will be present at the April 9, 2026 work session with the City Council to review the proposed budget and answer any questions.

Michael Walker

CITY OF EAGLEVILLE, TENNESSEE
PROPOSED BUDGET FOR FISCAL YEAR
2026-2027



**CITY OF EAGLEVILLE, TENNESSEE
FISCAL YEAR 2026-2027 PROPOSED BUDGET ORDINANCE
TABLE OF CONTENTS**

BUDGET ORDINANCE - FY 2027	(to be provided at 1st Reading)	
DEBT SUMMARY	(to be provided at 1st Reading)	
FY 2026 BUDGET AMENDMENT		1
BUDGET SUMMARY - ALL FUNDS		2-3
GENERAL FUND - SUMMARY		4
GENERAL FUND - OVERVIEW		5
REVENUES		6-7
EXPENDITURES		
	General Government	8-10
	Police Department	11
	Fire Department	12-13
	Parks & Recreation Department	14
	Transfers to Other Funds	15
GENERAL FUND - TAX ESTIMATES		
	Property Taxes	16
	Local Sales Taxes	17
STATE STREET AID FUND		18
DEBT SERVICE FUND		19
CAPITAL PROJECTS FUND		20-21
SEWER FUND		22-23
DEVELOPMENT IMPACT FUND		24-25
FULL-TIME EQUIVALENT POSITIONS		26

CITY OF EAGLEVILLE, TENNESSEE
PROPOSED AMENDMENT
FY 2025-2026 - BUDGET ORDINANCE

	Original Budget	Adjustment Amount	Amended Budget
General Fund - Transfer to Capital Projects Fund			
Parks - Design, Renovations, Improvements, Etc.	\$ -	\$ 225,000	\$ 225,000
General Government - City Hall Repairs, Carpet Replacement, Etc.	-	15,000	15,000
Former Police/Fire Site - Parking Lot Improvements	-	160,000	160,000
Total Expenditures	\$ -	\$ 400,000	\$ 400,000
State Street Aid Fund - From Unreserved Fund Balance			
Capital - Primarily Resurfacing New Town Streets	\$ 234,400	\$ 19,207	\$ 253,607
Miscellaneous Other Expenses	40,400	16,623	57,023
Total Expenditures	\$ 274,800	\$ 35,830	\$ 310,630

**CITY OF EAGLEVILLE, TENNESSEE
BUDGET SUMMARY - ALL FUNDS**

	2024-2025 Actual	2025-2026 Budget	2025-2026 Actual YTD	2025-2026 Under (Over)	2025-2026 Projection	2026-2027 Proposed
GENERAL FUND						
Revenues	\$ 1,967,223	\$ 1,901,870	\$ 1,519,231	\$ 382,639	\$ 2,145,982	\$ 2,049,815
Expenditures	1,880,635	1,901,214	1,102,692	798,522	2,254,155	2,049,411
Net Change	\$ 86,589	\$ 656	\$ 416,540	\$ (415,883)	\$ (108,173)	\$ 404
Fund Balance (Beginning)	\$ 2,229,472	\$ 2,316,061	\$ 2,316,061	\$ -	\$ 2,316,061	\$ 2,207,887
Fund Balance (Ending)	\$ 2,316,061	\$ 2,316,717	\$ 2,732,600	\$ -	\$ 2,207,887	\$ 2,208,291
STATE STREET AID FUND						
Revenues	\$ 37,069	\$ 33,000	\$ 27,298	\$ 5,702	\$ 37,850	\$ 31,600
Expenditures	36,072	274,800	36,668	238,132	310,630	75,100
Revenues over Expenditures	997	(241,800)	(9,371)	(232,429)	(272,780)	(43,500)
Transfer from General Fund	50,000	50,000	25,000	25,000	50,000	75,000
Net Change	\$ 50,997	\$ (191,800)	\$ 15,629	\$ (207,429)	\$ (222,780)	\$ 31,500
Fund Balance (Beginning)	\$ 278,979	\$ 329,976	\$ 329,976	\$ -	\$ 329,976	\$ 107,196
Fund Balance (Ending)	\$ 329,976	\$ 138,176	\$ 345,605	\$ -	\$ 107,196	\$ 138,696
DEBT SERVICE FUND						
Revenues	\$ 8,322	\$ 5,000	\$ 6,267	\$ (1,267)	\$ 8,500	\$ 4,000
Expenditures	16,371	282,397	282,397	-	282,397	282,397
Revenues over Expenditures	(8,049)	(277,397)	(276,130)	(1,267)	(273,897)	(278,397)
Transfer from General Fund	239,000	204,000	102,000	102,000	204,000	224,000
Net Change	\$ 230,951	\$ (73,397)	\$ (174,130)	\$ 100,733	\$ (69,897)	\$ (54,397)
Fund Balance (Beginning)	\$ 216,437	\$ 447,388	\$ 447,388	\$ -	\$ 447,388	\$ 377,491
Fund Balance (Ending)	\$ 447,388	\$ 373,991	\$ 273,258	\$ -	\$ 377,491	\$ 323,094

**CITY OF EAGLEVILLE, TENNESSEE
BUDGET SUMMARY - ALL FUNDS**

	2024-2025 Actual	2025-2026 Budget	2025-2026 Actual YTD	2025-2026 Under (Over)	2025-2026 Projection	2026-2027 Proposed
CAPITAL PROJECTS FUND						
Revenues	\$ 7,554,974	\$ 1,205,000	\$ 6,978	\$ 1,198,022	\$ 8,400	\$ 1,493,176
Expenditures	7,511,023	1,496,230	116,108	1,380,122	116,619	2,102,110
Revenues over Expenditures	(56,049)	(291,230)	(109,130)	(182,100)	(108,219)	(608,934)
Transfer from Other Sources	166,672	-	-	-	400,000	-
Net Change	\$ 110,623	\$ (291,230)	\$ (109,130)	\$ (182,100)	\$ 291,781	\$ (608,934)
Fund Balance (Beginning)	\$ 255,982	\$ 366,605	\$ 366,605	\$ -	\$ 366,605	\$ 658,386
Fund Balance (Ending)	\$ 366,605	\$ 75,375	\$ 257,475	\$ -	\$ 658,386	\$ 49,452
SEWER FUND						
Operating Income	\$ 226,235	\$ 234,200	\$ 162,022	\$ 72,178	\$ 238,800	\$ 246,300
Operating Expenses	185,395	196,500	125,597	70,903	197,024	207,125
Operating Income (Loss)	40,840	37,700	36,426	1,274	41,776	39,175
Non-Operating Income (Expenses)	(11,588)	(12,248)	(8,480)	(3,768)	(14,248)	(16,382)
Other Income	53,543	311,000	-	311,000	20,000	100,000
Net Change	\$ 82,795	\$ 336,452	\$ 27,946	\$ 308,506	\$ 47,528	\$ 122,793
Net Position (Beginning)	\$ 2,338,712	\$ 2,421,506	\$ 2,421,506	\$ -	\$ 2,421,506	\$ 2,421,506
Net Position (Ending)	\$ 2,421,506	\$ 2,757,958	\$ 2,449,452	\$ -	\$ 2,469,034	\$ 2,591,827
DEVELOPMENT IMPACT FUND						
Revenues	\$ -	\$ -	\$ 15,611	\$ -	\$ 36,417	\$ 220,360
Expenditures	-	-	-	-	-	-
Revenues over Expenditures	-	-	15,611	-	36,417	220,360
Net Change	\$ -	\$ -	\$ 15,611	\$ -	\$ 36,297	\$ 219,360
Fund Balance (Beginning)	\$ -	\$ -	\$ -	\$ -	\$ -	\$ 36,297
Fund Balance (Ending)	\$ -	\$ -	\$ 15,611	\$ -	\$ 36,297	\$ 255,657

CITY OF EAGLEVILLE, TENNESSEE
GENERAL FUND - SUMMARY

	2024-2025 Actual	2025-2026 Budget	2025-2026 Actual YTD	2025-2026 Under (Over)	2025-2026 Projection	2026-2027 Proposed
REVENUES						
Local Taxes	\$ 1,554,822	\$ 1,458,935	\$ 1,166,130	\$ 292,805	\$ 1,657,099	\$ 1,557,125
Licenses, Fees & Permits	41,741	43,200	14,945	28,256	21,400	37,000
Intergovernmental Revenue	198,083	196,060	173,438	22,622	252,837	252,640
Parks & Recreation	22,245	23,225	25,120	(1,895)	26,495	25,500
Fines & Penalties	28,008	46,000	39,636	6,364	52,000	58,000
Other Revenue	122,325	134,450	99,963	34,487	136,150	119,550
TOTAL REVENUES	\$ 1,967,223	\$ 1,901,870	\$ 1,519,231	\$ 382,639	\$ 2,145,982	\$ 2,049,815
EXPENDITURES						
General Government	\$ 585,873	\$ 586,211	\$ 362,530	\$ 223,681	\$ 571,881	\$ 600,682
Police	298,664	409,489	246,128	163,361	401,267	445,876
Fire	439,137	521,876	273,483	248,393	490,455	553,899
Parks & Recreation	101,289	129,638	93,550	36,088	136,552	149,953
Transfer to State Street Aid Fund	50,000	50,000	25,000	25,000	50,000	75,000
Transfer to Debt Service Fund	239,000	204,000	102,000	102,000	204,000	224,000
Transfer to Capital Projects Fund	166,672	-	-	-	400,000	-
TOTAL EXPENDITURES	\$ 1,880,635	\$ 1,901,214	\$ 1,102,692	\$ 798,522	\$ 2,254,155	\$ 2,049,411
NET CHANGE	\$ 86,589	\$ 656	\$ 416,540	\$ (415,883)	\$ (108,173)	\$ 404
FUND BALANCE						
Beginning (July 1)	\$ 2,229,472	\$ 2,316,061	\$ 2,316,061	\$	\$ 2,316,061	\$ 2,207,887
Ending (June 30)	\$ 2,316,061	\$ 2,316,717	\$ 2,732,600	\$	\$ 2,207,887	\$ 2,208,291

**CITY OF EAGLEVILLE, TENNESSEE
GENERAL FUND - OVERVIEW**

	<u>BUDGET</u> <u>FY 2026</u>	<u>PROPOSED</u> <u>FY 2027</u>	<u>INCREASE</u>	<u>% UP</u>
TOTAL BUDGET	\$ 1,901,214	\$ 2,049,411	\$ 148,197	7.8%
EXPENDITURES BY DEPARTMENTS				
General Government	\$ 586,211	\$ 600,682	\$ 14,471	2.5%
Police	409,489	445,876	36,387	8.9%
Fire	521,876	553,899	32,023	6.1%
Park & Recreation	129,638	149,953	20,316	15.7%
Transfer to State Street Aid Fund	50,000	75,000	25,000	50.0%
Transfer to Debt Service Fund	204,000	224,000	20,000	9.8%
TOTAL	\$ 1,901,214	\$ 2,049,411	\$ 148,197	7.8%
EXPENDITURES BY MAJOR CATEGORIES				
Salary & Benefits	\$ 1,107,818	\$ 1,165,083	\$ 57,265	5.2%
Street Maintenance (transfer to SSA Fund)	50,000	75,000	25,000	50.0%
Debt Service	204,000	224,000	20,000	9.8%
Vehicles (fuel, maintenance, repairs)	63,700	77,800	14,100	22.1%
Insurance (Property, Liability, etc.)	92,100	105,930	13,830	15.0%
Contractual Services (Attorney, Engineering, Accounting, Financial, Parks, Audit, Judge)	130,600	138,750	8,150	6.2%
Remaining (supplies, utilities, tech, maint, etc.)	252,996	262,848	9,852	3.9%
TOTAL	\$ 1,901,214	\$ 2,049,411	\$ 148,197	7.8%

CITY OF EAGLEVILLE, TENNESSEE
GENERAL FUND - REVENUES

110	General Fund	2024-2025 Actual	2025-2026 Budget	2025-2026 Actual YTD	2025-2026 Under (Over)	2025-2026 Projection	2026-2027 Proposed
	Local Taxes						
31100	Property Tax (Current)	\$ 204,432	\$ 201,235	\$ 183,566	\$ 17,669	\$ 207,699	\$ 207,725
31200	Property Taxes (Delinquent)	4,258	6,200	6,585	(385)	6,600	6,600
31300	Interest on Property Taxes	1,399	500	605	(105)	800	800
31600	Local Option Sales Tax	1,197,528	1,112,000	910,831	201,169	1,300,000	1,200,000
31800	Business Tax	66,113	65,000	12,507	52,493	65,000	65,000
31980	Liquor by the Drink Tax	38,684	35,000	25,879	9,121	38,000	38,000
31990	Beer Tax	42,409	39,000	26,157	12,843	39,000	39,000
	Total Local Taxes	\$ 1,554,822	\$ 1,458,935	\$ 1,166,130	\$ 292,805	\$ 1,657,099	\$ 1,557,125
	Licenses, Fees & Permits						
32600	Business License	240	100	80	20	100	100
32610	Building Permits	38,828	42,000	14,065	27,936	20,000	35,000
32615	Planning Department Fees	2,200	900	500	400	900	1,500
32620	Beer Permits	473	200	300	(100)	400	400
	Total Licenses, Fees and Permits	\$ 41,741	\$ 43,200	\$ 14,945	\$ 28,256	\$ 21,400	\$ 37,000
	Intergovernmental Revenue						
33102	Rutherford County Fire Dept Support	80,000	80,000	90,000	(10,000)	120,000	120,000
33103	State of TN Grant (Police Recruitment)			3,000	(3,000)	11,500	7,500
33500	Online Sales Tax (Telecom Interstate Sales)	725	725	465	260	725	725
33510	State Shared Sales Tax	102,333	100,500	70,100	30,400	104,000	107,750
33320	TVA in lieu of Tax	9,877	9,900	5,474	4,426	10,950	11,000
33530	State Beer Tax	156	360	177	183	360	360
33552	State-City Streets & Transportation Tax	1,385	1,400	904	496	1,480	1,480
33558	State Transportation & Modernization	468	275	387	(112)	500	500
33593	Corporate Excise Tax	1,364	1,400	1,523	(123)	1,523	1,525
33700	State Sports Betting	1,776	1,500	1,408	92	1,800	1,800
	Total Intergovernmental Revenue	\$ 198,083	\$ 196,060	\$ 173,438	\$ 22,622	\$ 252,837	\$ 252,640
	Parks and Recreation						
34724	Ballpark Fence Banners	3,150	3,000	3,000	-	3,000	3,000
34725	Concessions	500	1,000	-	1,000	1,000	1,000
34726	Ball Sign-up Fees	4,970	2,500	3,420	(920)	3,420	3,500
34727	Pavillion & Field Rent	475	125	2,125	(2,000)	2,500	2,500

CITY OF EAGLEVILLE, TENNESSEE
GENERAL FUND - REVENUES

110	General Fund (continued)	2024-2025 Actual	2025-2026 Budget	2025-2026 Actual YTD	2025-2026 Under (Over)	2025-2026 Projection	2026-2027 Proposed
34728	Booth Fees	650	4,900	5,825	(925)	5,825	5,500
34729	Event Sponsorships	12,500	11,700	10,750	950	10,750	10,000
	Total Charges for Service	\$ 22,245	\$ 23,225	\$ 25,120	\$ (1,895)	\$ 26,495	\$ 25,500
	Fines & Penalties						
35110	City Court Fines and Costs	28,008	46,000	39,517	6,483	52,000	58,000
35140	Drug Fees			119	(119)	-	-
	Total Fines & Penalties	\$ 28,008	\$ 46,000	\$ 39,636	\$ 6,364	\$ 52,000	\$ 58,000
	Other Revenue						
32616	Credit Card Processing Fees	449	1,600	393	1,207	700	700
33100	Police Salary Supplement Grant	800	3,200	-	3,200	3,200	3,200
33101	TSHO Grant	7,990	4,000	-	4,000	-	-
34260	Donations - Fire	1,708	1,000	600	400	600	500
34621	Donations - Police	1,000	1,000	500	500	500	500
36000	Miscellaneous	1,867	2,500	43	2,457	1,000	1,000
36100	Interest Earnings - Savings Accounts	27,122	40,000	45,375	(5,375)	50,000	37,500
36101	Interest Earnings - CDs	9,163	11,000	329	10,671	8,000	6,000
36240	Dividends & Reimbursements	5,895	6,000	7,310	(1,310)	8,000	6,000
36200	Rents - Chamber of Commerce	6,000	6,000	3,500	2,500	6,000	6,000
36210	Rents - Bank	40,920	40,000	28,714	11,286	40,000	40,000
36211	Rents - House	19,411	18,150	13,200	4,950	18,150	18,150
	Total Other Revenue	\$ 122,325	\$ 134,450	\$ 99,963	\$ 34,487	\$ 136,150	\$ 119,550
	TOTAL REVENUE	\$ 1,967,223	\$ 1,901,870	\$ 1,519,231	\$ 382,639	\$ 2,145,982	\$ 2,049,815
	Excess (deficiency) of Revenue to Expend	\$ 86,589	\$ 656	\$ 416,540	\$ -	\$ (108,173)	\$ 404
	Beginning Fund Balance	\$ 2,229,472	\$ 2,316,061	\$ 2,316,061	\$ -	\$ 2,316,061	\$ 2,207,887
	Ending Fund Balance	\$ 2,316,061	\$ 2,316,717	\$ 2,732,600	\$ -	\$ 2,207,887	\$ 2,208,291

**CITY OF EAGLEVILLE, TENNESSEE
GENERAL GOVERNMENT - EXPENDITURES**

		2024-2025	2025-2026	2025-2026	2025-2026	2025-2026	2025-2026	2026-2027
41000 General Government		Actual	Budget	Actual YTD	Under (Over)	Projection	Proposed	
111	Wages - City Recorder	53,857	57,251	\$ 35,214	22,037	57,230	60,104	
112	Wages - Overtime	232	2,651	818	1,833	818	2,784	
113	Wages - City Manager	96,280	101,094	62,191	38,903	101,073	106,149	
114	Wages - City Clerk	53,581	56,260	34,613	21,647	56,253	59,077	
140	Retirement (TCRS)	14,814	16,142	10,454	5,688	15,679	16,858	
141	Payroll Taxes (FICA)	15,032	16,621	9,797	6,824	16,476	17,451	
142	Health Insurance	22,396	23,688	15,336	8,352	23,436	25,290	
146	Workman's Comp Insurance	6,125	6,290	390	5,900	390	1,000	
147	Unemployment Tax	75	300	-	300	-	-	
211	Postage	928	800	484	316	800	1,000	
230	Dues	2,223	2,100	1,830	270	2,200	2,200	
231	Legal Notices/Ads	1,786	1,800	346	1,454	1,800	1,800	
241	Electricity	6,939	7,000	3,736	3,264	7,000	7,000	
242	Water	294	700	170	530	400	400	
244	Natural Gas	2,686	3,600	980	2,620	3,600	3,600	
245	Internet & Telephone	5,187	3,345	2,695	650	3,400	3,450	
250	Professional Services	65,930	36,000	18,000	18,000	36,000	36,000	
251	City Judge Fee	1,500	1,800	1,050	750	1,800	2,100	
252	Attorney Fees	25,260	26,000	12,870	13,130	26,000	28,400	
253	Accounting Fees	27,246	32,000	18,916	13,084	32,000	32,000	
254	Engineering	22,983	15,000	7,729	7,271	15,000	17,500	
256	Audit Fees	6,500	6,500	6,500	-	6,500	6,500	
257	Planning/Zoning	300	4,000	18	3,982	2,000	2,500	
258	House - Lease Expenses	9,693	2,000	2,015	(15)	2,015	2,000	

**CITY OF EAGLEVILLE, TENNESSEE
GENERAL GOVERNMENT - EXPENDITURES**

41000 General Government (continued)		2024-2025 Actual	2025-2026 Budget	2025-2026 Actual YTD	2025-2026 Under (Over)	2025-2026 Projection	2026-2027 Proposed
261	Vehicle Repair & Maintenance	267	1,000	2,570	(1,570)	2,800	1,500
280	Staff - Day Trips	669	775	140	635	750	1,130
281	Staff - Overnight Trips	-	500	-	500	250	500
282	Travel - City Council	406	500	-	500	500	500
283	Travel - Boards & Commissions	-	500	-	500	500	500
295	Trash Pickup	849	600	922	(322)	1,000	1,000
299	Miscellaneous	1,358	2,000	219	1,781	2,000	1,500
301	Cell Phones & Air Cards		410	-	410	460	460
310	Office Supplies	2,581	2,500	1,919	581	2,500	2,500
320	Vehicle - Parts and Supplies	-	1,000	1,338	(338)	1,500	1,500
331	Vehicle - Fuel	1,475	1,700	674	1,026	1,700	1,800
415	Personal Property Audits	42	175	-	175	175	175
454	Sewer	2,209	2,500	1,593	907	2,400	2,400
471	Economic Development	7,400	7,400	7,400	-	7,400	7,400
510	Insurance/Bonds	24,665	25,000	20,423	4,577	20,423	22,800
531	Copier Lease	2,838	3,580	2,553	1,027	3,675	3,800
534	Cleaning/Janitorial	2,996	2,500	1,889	611	2,500	2,600
535	Facility & Grounds	2,149	5,000	1,057	3,943	5,000	3,000
536	Parts and Supplies	518	600	394	206	600	600
538	Library Grant	37,726	51,011	38,258	12,753	51,011	51,011
539	Building Inspections	5,550	6,000	2,890	3,110	3,500	7,000
540	Liquor Pass Through	19,123	17,500	11,521	5,979	19,000	19,000
541	Re-Appraisal Fees	6,017	6,318	-	6,318	6,318	6,635

CITY OF EAGLEVILLE, TENNESSEE
GENERAL GOVERNMENT - EXPENDITURES

41000 General Government (continued)		2024-2025 Actual	2025-2026 Budget	2025-2026 Actual YTD	2025-2026 Under (Over)	2025-2026 Projection	2026-2027 Proposed
546	Meetings - General	639	500	120	380	500	500
546b	Meetings - City Council	-	500	-	500	500	500
546c	Meetings - PC & BZA	-	500	-	500	500	500
548	Mayor's Discretionary Account	636	1,000	290	710	600	1,000
555	Credit Card Fees	633	1,600	-	1,600	1,000	1,000
556	Bank Fees - Other	492	200	1,077	(877)	1,300	1,300
562	Tech - Annual Maintenance	18,882	12,800	12,622	178	12,622	14,890
563	Tech - Hardware & Software	-	250	-	250	-	-
564	Storage	900	1,000	600	400	900	1,020
565	Beautification	466	1,000	3,127	(2,127)	3,127	2,500
568	Property Tax Fees	1,282	4,850	2,779	2,071	3,000	3,000
619	Technology	1,259	-	-	-	-	-
Total General Government		\$585,873	\$586,211	\$ 362,530	\$ 223,681	\$ 571,881	\$ 600,682

CITY OF EAGLEVILLE, TENNESSEE
POLICE DEPARTMENT - EXPENDITURES

	2024-2025 Actual	2025-2026 Budget	2025-2026 Actual YTD	2025-2026 Under (Over)	2025-2026 Projection	2026-2027 Proposed
42100 Police Department						
111 Wages - Police Chief	\$ 73,868	\$ 78,868	\$ 48,515	\$ 30,353	\$ 78,811	\$ 82,811
113 Wages - Hourly Pay	101,141	165,372	99,086	66,286	160,518	173,506
140 Retirement (TCRS)	12,695	18,147	11,802	6,345	18,275	19,733
141 Payroll Taxes (FICA)	12,032	18,684	10,644	8,040	19,204	20,427
142 Health Insurance	23,670	31,584	20,448	11,136	31,248	33,720
146 Workmans Comp Insurance	6,200	6,200	9,397	(3,197)	9,397	10,000
147 Unemployment Taxes	81			-	100	100
148 Police Training	420	1,500		1,500	400	950
165 Drug Fund Expenses	-	500		500	500	500
211 Postage	5	25		25	25	25
230 Dues	2,497	3,000		3,000	3,000	3,085
241 Electricity	1,904	1,660	1,407	253	2,500	2,600
242 Water	247	220	112	108	220	200
244 Natural Gas	291	164	287	(123)	530	600
245 Internet & Phone	3,974	4,750	2,779	1,971	4,800	5,000
261 Vehicle Expenses	1,896	10,000	1,559	8,441	4,000	14,500
266 Facility Repairs and Maintenance	2,003	500	876	(376)	1,000	3,590
280 Travel	394	1,000		1,000	400	850
295 Trash Pickup	322	320	193	127	265	165
296 Telecommunications	120	-		-	-	-
299 Miscellaneous	97	2,000	36	1,964	2,000	2,000
300 Supplies	4,873	6,500	345	6,155	3,000	4,720
301 Cell Phones & Air Cards	3,201	5,800	1,928	3,872	3,000	3,500
312 Equipment	2,589	10,000	1,381	8,619	3,500	1,500
326 Clothing	1,525	2,000	80	1,920	1,900	2,000
331 Vehicle Fuel	4,110	12,000	4,259	7,741	9,500	15,000
454 Sewer	44	-		-	-	-
510 Insurance	13,420	14,000	24,300	(10,300)	24,300	21,595
562 Tech - Annual Maintenance	1,090	5,030	3,695	1,335	4,175	6,150
563 Tech - Hardware & Software		65		65		
618 New Hire Costs	10,538	-		-	-	6,350
619 Technology	4,521	-		-	-	-
765 THSO Grant Expenses	8,098	8,000		8,000		
780 State Salary Supplement	800	1,600	3,000	(1,400)	14,700	10,700
Total Police Department	\$ 298,664	\$ 409,489	\$ 246,128	\$ 163,361	\$ 401,267	\$ 445,876

CITY OF EAGLEVILLE, TENNESSEE
FIRE DEPARTMENT - EXPENDITURES

	2024-2025 Actual	2026-2026 Budget	2025-2026 Actual YTD	2025-2026 Under (Over)	2025-2026 Projection	2026-2027 Proposed
42200 Fire Department						
111 Wages - Fire Chief	\$ 72,711	\$ 77,711	\$ 47,800	\$ 29,911	\$ 77,646	\$ 81,596
113 Wages - Hourly	151,820	161,603	87,957	73,646	147,623	169,076
140 Retirement (TCRS)	16,274	17,781	10,719	7,062	16,400	18,525
141 Payroll Taxes (FICA)	17,066	18,308	10,326	7,982	17,233	19,176
142 Health Insurance	17,400	23,688	11,587	12,101	19,687	25,290
146 Workman's Comp Insurance	7,700	7,700	6,686	1,014	6,686	7,300
147 Unemployment Tax	79	300	-	300	-	-
148 Training	1,636	4,250	2,242	2,008	4,200	5,000
161 Fire Calls	-	2,500	-	2,500	2,500	2,500
162 Incentive Program	15,963	25,000	8,306	16,694	25,000	30,000
230 Dues	364	1,250	1,092	158	1,092	1,095
231 Advertising/Promotion	371	2,500	223	2,278	1,500	1,655
241 Electricity	7,330	7,850	5,182	2,668	7,850	9,300
242 Water	628	600	307	293	600	700
244 Natural Gas	2,693	3,500	924	2,576	3,000	3,000
245 Internet & Phone	2,864	4,250	2,809	1,441	4,250	4,000
261 Vehicle Repair & Maintenance	30,523	23,500	6,989	16,511	23,000	30,000
266 Facility Repair & Maintenance	1,754	3,500	669	2,831	3,500	4,360
280 Travel	702	1,750	711	1,039	1,350	1,100
295 Trash Pickup	322	325	193	132	325	400
296 Telecommunications	120	-	-	-	-	-
300 Supplies & Miscellaneous	1,816	3,000	1,854	1,146	3,000	3,000
301 Cell Phone & Air Cards	-	1,260	-	1,260	1,300	1,300
320 Parts & Supplies	637	3,000	82	2,918	3,000	4,000
325 Turnout Gear/Clothing	8,453	15,000	-	15,000	15,000	15,000
326 Uniforms/Clothing	3,731	4,000	857	3,143	3,000	4,000
331 Fuel	6,241	14,000	4,264	9,736	9,000	12,000
454 Sewer	200	-	-	-	-	-
510 Insurance	27,545	28,000	35,721	(7,721)	35,721	36,035
562 Tech - Annual Maintenance	6,049	13,850	8,075	5,775	8,075	15,140
563 Tech - Hardware & Software	-	2,000	-	2,000	-	-
619 Technology	5,362	-	-	-	-	-

CITY OF EAGLEVILLE, TENNESSEE
FIRE DEPARTMENT - EXPENDITURES

	2024-2025 Actual	2026-2026 Budget	2025-2026 Actual YTD	2025-2026 Under (Over)	2025-2026 Projection	2026-2027 Proposed
42200 Fire Department (continued)						
621 Truck & Equipment Testing	15,333	14,700	-	14,700	14,700	14,300
622 Physicals & Testing	-	3,800	-	3,800	3,800	3,800
623 Cleaning - Equipment	31	1,500	-	1,500	1,500	2,000
624 On Truck Equipment	11,857	28,000	16,840	11,160	27,000	27,350
631 Storage	920	-	-	-	-	-
636 Rutherford Co. Emergency Coord.	854	900	-	900	900	900
720 Discretionary/Donations	1,037	1,000	1,070	(70)	1,017	1,000
900 Capital Outlay	750	-	-	-	-	-
Total Fire Department	\$ 439,137	\$ 521,876	\$ 273,483	\$ 248,393	\$ 490,455	\$ 553,899

CITY OF EAGLEVILLE, TENNESSEE
PARKS RECREATION DEPARTMENT

	2024-2025 Actual	2025-2026 Budget	2025-2026 Actual YTD	2025-2026 Under (Over)	2025-2026 Projection	2026-2027 Proposed
44400 Parks and Recreation						
111 Wages - Park Supervisor	\$ 47,070	\$ 49,424	\$ 30,404	\$ 19,020	\$ 49,394	\$ 51,863
113 Wages - Overtime	-	878	-	878	836	878
140 Retirement (TCRS)	3,421	3,672	2,394	1,278	3,657	3,898
141 Payroll Taxes (FICA)	3,444	3,848	2,226	1,622	3,843	4,035
142 Health Insurance	7,465	7,896	5,112	2,784	7,812	8,430
146 Workmans Comp Insurance	1,710	1,710	1,006	704	1,006	1,200
147 Unemployment Taxes	17	100	-	100		
241 Electricity	4,976	4,100	2,721	1,379	5,575	6,200
242 Water	373	475	142	333	1,615	1,900
245 Internet & Phone	364	1,300	567	733	800	800
250 Professional Services	4,333	13,000	10,000	3,000	15,667	18,750
254 Mowing	930	-				
260 Maintenance	3,266	10,500	7,563	2,937	10,500	13,800
295 Trash Pickup	975	950	600	350	950	950
299 Miscellaneous	38	750	174	576	500	750
300 Supplies	1,868	2,000	697	1,303	2,000	2,000
312 Equipment	3,624	1,500	1,019	481	1,200	1,500
320 Concessions	462	2,000	9	1,991	800	2,000
331 Fuel	-	1,500	749	751	1,300	1,500
510 Insurance	3,103	3,200	5,855	(2,655)	5,855	6,000
562 Tech - Annual Maintenance		335	176	159	350	500
583 Events - Fall	5,949	12,000	14,465	(2,465)	14,465	14,500
584 Events - Winter	5,720	6,000	6,171	(171)	5,928	6,000
585 Events - Spring/Summer	2,180	2,500	1,500	1,000	2,500	2,500
Total Parks and Recreation	\$ 101,289	\$ 129,638	\$ 93,550	\$ 36,088	\$ 136,552	\$ 149,953

CITY OF EAGLEVILLE, TENNESSEE
GENERAL FUND - TRANSFERS TO OTHER FUNDS

	2024-2025 Actual	2025-2026 Budget	2025-2026 Actual YTD	2025-2026 Under (Over)	2025-2026 Projection	2026-2027 Proposed
51000 Transfers to Other Funds						
51621 Transfer to State Street Aid	\$ 50,000	\$ 50,000	\$ 25,000	\$ 25,000	\$ 50,000	\$ 75,000
51630 Transfer to Debt Service Fund	239,000	204,000	102,000	102,000	204,000	224,000
51640 Transfer to Capital Projects Fund	166,672	-	-	-	400,000	-
Total Transfers	\$ 455,672	\$ 254,000	\$ 127,000	\$ 127,000	\$ 654,000	\$ 299,000

CITY OF EAGLEVILLE, TENNESSEE
PROPERTY TAX CALCULATIONS (FY 2026 and FY 2027)

FY 2026 ACTUAL ASSESSMENT

Total Assessed Value (from Rutherford County Assessor)	\$ 52,856,785	
Adopted Tax Rate (cents per \$100 Assessed Value)	40.51	
Formula to convert tax rate per \$100 Assessed Value to calculate collections (x assessed value)	<u>0.004051</u>	
Total Collections	\$ 214,123	
Historical Collection Rate (in first year)	97.0%	
Projected Property Tax Collections (FY 2026 Budget)	\$ 207,699	1 cent on tax rate generates \$ 5,127
Budget Estimate for Collections (FY 2026)	<u>\$ 201,468</u>	
Projected Amount Over Budget Estimate	<u>\$ 6,231</u>	

FY 2027 NEW ASSESSMENT (preliminary - January 2026)

Projected Tax Rate (cents per \$100 Assessed Value)	32.27	Subject to final adjustment from Assessor
Formula to convert tax rate per \$100 Assessed Value to calculate collections (x assessed value)	<u>0.003227</u>	Effectively no proposed increase. Will produce same property tax revenue from properties previously on the tax roll.
Total Collections	\$ 214,149	
Historical Collection Rate (in first year)	97.0%	
Projected Property Tax Collections (FY 2027 Budget)	\$ 207,725	1 cent on tax rate generates \$ 6,437

**CITY OF EAGLEVILLE, TENNESSEE
LOCAL SALES TAX COLLECTION TRENDS**

HISTORIC FISCAL YEAR	AMOUNT	Increase (Decrease)	% Change Incr/(Decr)	Month of Collections	FY 2026 Month/YTD	CUMULATIVE FY 2026	FY 2025 Monthly	CUMULATIVE FY 2025	Cum Change Incr/(Decr)	Cumulative % Increase
2019 (actual)	\$ 673,067			July (actual)	\$ 115,043	\$ 115,043	\$ 91,865	\$ 91,865	23,178	20.15%
2020 (actual)	613,082	\$ (59,985)	-8.91%	August (actual)	133,464	248,507	98,126	189,991	58,516	23.55%
2021 (actual)	950,132	337,050	54.98%	September (actual)	107,740	356,247	99,016	289,007	67,240	18.87%
2022 (actual)	1,365,720	415,588	43.74%	October (actual)	125,040	481,287	88,555	377,562	103,725	21.55%
2023 (actual)	1,099,544	(266,176)	-19.49%	November (actual)	121,796	603,083	114,655	492,217	110,866	18.38%
2024 (actual)	1,094,978	(4,566)	-0.42%	December (actual)	100,472	703,555	96,249	588,466	115,088	16.36%
2025 (actual)	1,197,528	102,550	9.37%	January (actual)	124,656	828,211	94,418	682,885	145,327	17.55%
2026 (budget)	1,112,000	(85,528)	-7.14%	February (actual)	82,619	910,831	71,047	753,932	156,899	17.23%
2026 (projected)	1,300,000	188,000	16.91%	March (actual)		910,831	74,981	828,913	81,918	8.99%
2027 (proposed)	1,200,000	88,000	6.77%	April (actual)		910,831	132,374	961,286	(50,456)	-5.54%
				May (actual)		910,831	113,041	1,074,327	(163,497)	-17.95%
				June (actual)		910,831	123,201	1,197,529	(286,698)	-31.48%
				TOTAL	\$ 910,831		\$ 1,197,529			

Orig. Budget Est. \$ 1,112,000

CITY OF EAGLEVILLE, TENNESSEE
STATE STREET AID FUND

121	STATE STREET AID	2024-2025 Actual	2025-2026 Budget	2025-2026 Actual YTD	2025-2026 Under (Over)	2025-2026 Projection	2026-2027 Projected
	Revenues						
36100	Interest Income	\$ 8,514	\$ 4,000	\$ 8,297	\$ (4,297)	\$ 9,250	3,000
31730	State Gas Tax	28,555	29,000	19,001	9,999	28,600	28,600
	Total Revenues	\$ 37,069	\$ 33,000	\$ 27,298	\$ 5,702	\$ 37,850	\$ 31,600
43100	Expenditures						
247	Street & Traffic Lights	20,521	18,670	10,569	8,101	23,000	23,000
248	Right of Way Mowing	7,300	9,500	4,500	5,000	9,500	10,000
254	Engineering	3,498	4,000	5,702	(1,702)	12,500	9,000
260	Repairs & Maintenance	3,828	7,000	6,286	714	10,000	10,000
342	Street Signs	266	600	339	261	1,000	2,000
510	Insurance	558	630	923	(293)	923	1,000
765	Highways/Streets Permit Bond	100	-	100	(100)	100	100
900	Capital Outlay	-	234,400	8,250	226,150	253,607	20,000
	Total Expenditures	\$ 36,072	\$ 274,800	\$ 36,668	\$ 238,132	\$ 310,630	\$ 75,100
	Other Sources						
48500	Transfer from General Fund	50,000	50,000	25,000	25,000	50,000	75,000
36969	Special Transfer from General Fund						
	Total Other Sources	50,000	50,000	25,000	25,000	50,000	75,000
	Net Change	\$ 50,997	\$ (191,800)	\$ 15,629	\$ (207,429)	\$ (222,780)	\$ 31,500
	Beginning Fund Balance	\$ 278,979	\$ 329,976	\$ 329,976	\$ 329,976	\$ 329,976	\$ 107,196
	Ending Fund Balance	\$ 329,976	\$ 138,176	\$ 345,605	\$ 107,196	\$ 107,196	\$ 138,696

CITY OF EAGLEVILLE, TENNESSEE
DEBT SERVICE FUND

200	DEBT SERVICE FUND	2024-2025 Actual	2025-2026 Budget	2025-2026 Actual YTD	2025-2026 Under (Over)	2025-2026 Projection	2026-2027 Proposed
	Revenues						
36100	Interest Income	\$ 8,322	\$ 5,000	\$ 6,267	\$ (1,267)	\$ 8,500	\$ 4,000
	Total Revenues	\$ 8,322	\$ 5,000	\$ 6,267	\$ (1,267)	\$ 8,500	\$ 4,000
	Expenditures						
42200-219	Emergency Communication Radios	16,371	16,371	16,371	-	16,371	16,371
42200-679	USDA-RD (PSC Loan) - \$722,200		28,910	28,910	-	28,910	28,910
42200-680	USDA-RD (PSC Loan) - \$3,777,800		141,177	141,177	-	141,177	141,177
42200-681	USDA-RD (PSC Loan) - \$2,009,600		95,939	95,939	-	95,939	95,939
	Total Expenditures	\$ 16,371	\$ 282,397	\$ 282,397	\$ -	\$ 282,397	\$ 282,397
	Other Sources						
36961	Transfer from General Fund	184,000	204,000	102,000	102,000	204,000	224,000
36969	Special Transfer from General Fund	55,000	-	-	-	-	-
	Total Other Sources	\$ 239,000	\$ 204,000	\$ 102,000	\$ 102,000	\$ 204,000	\$ 224,000
	Net Change	\$ 230,951	\$ (73,397)	\$ (174,130)	\$ 100,733	\$ (69,897)	\$ (54,397)
	Beginning Fund Balance	\$ 216,437	\$ 447,388	\$ 447,388	\$	\$ 447,388	\$ 377,491
	Ending Fund Balance	\$ 447,388	\$ 373,991	\$ 273,258	\$	\$ 377,491	\$ 323,094

CITY OF EAGLEVILLE, TENNESSEE
CAPITAL PROJECTS FUND

310 CAPITAL PROJECTS FUND

	2024-2025 Actual	2025-2026 Budget	2025-2026 Actual YTD	2025-2026 Under (Over)	2025-2025 Projection	2026-2027 Proposed
Revenues						
33400 State of Tennessee - TDOT TAP Grant	\$ -	\$ 1,200,000	\$ 1,000	\$ 1,199,000	\$ -	\$ 408,184
33401 State of TN - Federal Multi-Modal Grant	-	-	-	-	-	1,078,992
34260 Donations	-	-	-	-	-	-
36100 Interest Income	13,283	5,000	5,978	(978)	8,400	6,000
37220 Interim Tax Exempt Loan	7,541,691	-	-	-	-	-
Total Revenues	\$ 7,554,974	\$ 1,205,000	\$ 6,978	\$ 1,198,022	\$ 8,400	\$ 1,493,176
Expenditures						
901 Construction of Public Safety Center (PSC)	1,281,313	-	\$ -	\$ -	\$ -	\$ -
902 Miscellaneous Public Safety Center Expenses	63,779	-	-	-	-	-
903 Partial Payoff of Taxable Land Loan	225,000	-	-	-	-	-
903A Principal - PSC Interim Loan	5,688,971	-	-	-	-	-
904 Interest - PSC Taxable Land Loan	1,388	-	-	-	-	-
905 Interest - PSC Int. Tax-exempt Loan	47,286	-	-	-	-	-
906 Architectural & Engineering - PSC	17,241	-	-	-	-	-
908 Builders Risk Insurance	1,064	-	-	-	-	-
909 Sidewalks - TDOT TAP Project	2,500	1,376,500	7,000	1,369,500	7,000	1,198,880
910 Sidewalks - Federal Multi-Modal Project	-	-	-	-	-	510,230
911 Fire Engine Upgrades	197,094	-	-	-	-	-
912 Fire - Vehicles	-	-	-	-	-	-
913 General Government (City Hall)	-	10,000	6,489	3,511	7,000	8,000
914 Park Improvements	77,763	-	7,990	(7,990)	7,990	225,000
915 Police Vehicle/Equipment	3,124	63,550	51,373	12,177	51,373	-
916 Fire Equipment	-	-	-	-	-	-
917 Demo/Reuse of Old PS Building/Parking Lot	-	35,900	43,256	(7,356)	43,256	160,000
918 Radar Detection Poles Installation	4,500	10,280	-	10,280	-	-
Total Expenditures	\$ 7,611,023	\$ 1,496,230	\$ 116,108	\$ 1,380,122	\$ 116,619	\$ 2,102,110

CITY OF EAGLEVILLE, TENNESSEE
CAPITAL PROJECTS FUND

310 CAPITAL PROJECTS FUND
(continued)

	2024-2025 Actual	2025-2026 Budget	2025-2026 Actual YTD	2025-2026 Under (Over)	2025-2025 Projection	2026-2027 Proposed
	-	-				-
48500 Transfer from General Fund	166,672				400,000	
36969 Special Transfer from General Fund	166,672	-			400,000	
Total Other Sources						

Net Change \$ 110,623 \$ (291,230) \$ (109,130) \$ (182,100) \$ 291,781 \$ (608,934)

Beginning Fund Balance \$ 255,982 \$ 366,605 \$ 366,605 \$ 366,605 \$ 658,386

Ending Fund Balance \$ 366,605 \$ 75,375 \$ 257,475 \$ 658,386 \$ 49,452

**CITY OF EAGLEVILLE, TENNESSEE
SEWER FUND**

	2024-2025 Actual	2025-2026 Budget	2025-2026 Actual YTD	2024-2025 Under (Over)	2025-2026 Projection	2026-2027 Proposed
413 SEWER FUND						
Operating Income						
37120 Utility Income	\$ 220,426	\$ 224,000	\$ 159,585	\$ 64,415	\$ 234,000	\$ 234,000
37191 Late Payment Penalties	2,309	2,700	1,938	762	2,300	2,300
37296 Application Fees	3,500	7,500	500	7,000	2,500	10,000
Total Income	\$ 226,235	\$ 234,200	\$ 162,022	\$ 72,178	\$ 238,800	\$ 246,300
52200 Operating Expenses						
241 Electrical	13,351	13,000	6,515	6,485	13,500	15,000
254 Engineering Services	4,829	10,000	(525)	10,525	7,500	10,000
256 Audit Fees	-	2,500	-	2,500	-	-
258 Permit Fees	827	1,000	-	1,000	3,120	3,120
259 Professional Services (Grant)	12,313	8,000	10,587	(2,587)	12,500	15,000
260 Operation & Maintenance Charges	59,081	60,000	42,889	17,111	60,000	60,000
261 Grounds Maintenance	2,820	3,000	-	3,000	3,000	3,000
299 Miscellaneous	-	1,000	-	1,000	500	1,000
322 Step Inspections	-	2,500	62	2,438	1,500	2,500
510 Insurance	5,430	5,500	8,399	(2,899)	8,399	10,000
580 Depreciation	86,505	89,000	57,670	31,330	86,505	86,505
800 Bad Debt Write-offs	238	1,000	-	1,000	500	1,000
Total Operating Expenses	\$ 185,395	\$ 196,500	\$ 125,597	\$ 70,903	\$ 197,024	\$ 207,125
Operating Income (Loss)	\$ 40,840	\$ 37,700	\$ 36,426	\$ 1,274	\$ 41,776	\$ 39,175

**CITY OF EAGLEVILLE, TENNESSEE
SEWER FUND**

	2024-2025 Actual	2025-2026 Budget	2025-2026 Actual YTD	2024-2025 Under (Over)	2025-2026 Projection	2026-2027 Proposed
--	---------------------	---------------------	-------------------------	---------------------------	-------------------------	-----------------------

NON-OPERATING INCOME (EXPENSES)

36100 Interest Earnings	26,519	25,000	16,352	8,648	23,000	20,000
898 Bond Interest	(38,107)	(37,248)	(24,832)	(12,416)	(37,248)	(36,382)
Total Non-Operating Expenses	\$ (11,588)	\$ (12,248)	\$ (8,480)	\$ (3,768)	\$ (14,248)	\$ (16,382)

OTHER INCOME

31021 Grant Revenue	25,043	161,000	-	161,000		
37195 Capital Contributions - Capacity Fees	28,500	150,000	-	150,000	20,000	100,000
Total Other Income	\$ 53,543	\$ 311,000	\$ -	\$ 311,000	\$ 20,000.00	\$ 100,000

Net Change

\$ 82,795	\$ 336,452	\$ 27,946	\$ 308,506	\$ 47,528	\$ 122,793
------------------	-------------------	------------------	-------------------	------------------	-------------------

Beginning Net Position

\$ 2,338,712	\$ 2,421,506	\$ 2,421,506	\$ 2,421,506	\$ 2,421,506	\$ 2,469,034
---------------------	---------------------	---------------------	---------------------	---------------------	---------------------

Ending Net Position

\$ 2,421,506	\$ 2,757,958	\$ 2,449,452	\$ 2,469,034	\$ 2,469,034	\$ 2,591,827
---------------------	---------------------	---------------------	---------------------	---------------------	---------------------

CITY OF EAGLEVILLE, TENNESSEE
DEVELOPMENT IMPACT FUND

150 DEVELOPMENT IMPACT FUND		2024-2025 Actual	2025-2026 Budget	2025-2026 Actual YTD	2025-2026 Under (Over)	2025-2025 Projection	2026-2027 Proposed
REVENUES							
34191	Residential Fees (subtotal)	\$ -	\$ -	\$ 14,361	\$ -	\$ 36,297	\$ 219,360
Allocations (Restricted Uses)							
34191.1	Park Facility Improvements	-	-	4,122	-	10,417	62,956
34191.2	Park Land Purchase	-	-	675	-	1,706	10,310
34191.3	Police Facilities (including debt service)	-	-	560	-	1,416	8,555
34191.4	Police Vehicles	-	-	761	-	1,924	11,626
34191.5	Fire Facilities (including debt service)	-	-	2,011	-	5,082	30,710
34191.5	Fire Apparatus	-	-	6,233	-	15,753	95,202
Nonresidential Fees (subtotal)		\$ -	\$ -	\$ 1,204	\$ -	\$ -	\$ -
Allocations (Restricted Uses)							
34192.1	Police Facilities (including debt service)	-	-	59	-	-	-
34192.2	Police Vehicles	-	-	79	-	-	-
34192.3	Fire (including debt service)	-	-	260	-	-	-
34192.4	Fire Apparatus	-	-	805	-	-	-
Total Revenue		\$ -	\$ -	\$ 15,565	\$ -	\$ 36,297	\$ 219,360

CITY OF EAGLEVILLE, TENNESSEE
DEVELOPMENT IMPACT FUND

150 DEVELOPMENT IMPACT FUND
(continued)

2024-2025 Actual	2025-2026 Budget	2025-2026 Actual YTD	2025-2026 Under (Over)	2025-2026 Projection	2026-2027 Proposed
---------------------	---------------------	-------------------------	---------------------------	-------------------------	-----------------------

EXPENDITURES

Allocations (Restricted Uses)

44400-900	Park Facility Improvements	\$ -	\$ -	\$ -	\$ -
44400-901	Park Land Purchase	-	-	-	-
42100-900	Police Facilities (including debt service)	-	-	-	-
42100-901	Police Vehicles	-	-	-	-
44200-900	Fire Facilities (including debt service)	-	-	-	-
44200-901	Fire Apparatus	-	-	-	-

Total Expenditures

\$ -	\$ -	\$ -	\$ -	\$ -	\$ -
------	------	------	------	------	------

OTHER INCOME SOURCES

36100	Interest Earnings	-	46	120	1,000
-------	-------------------	---	----	-----	-------

Net Change

\$ -	\$ -	\$ 15,611	\$ -	\$ 36,297	\$ 219,360
------	------	-----------	------	-----------	------------

Beginning Fund Balance

\$ -	\$ -	\$ -	\$ -	\$ -	\$ 36,297
------	------	------	------	------	-----------

Ending Fund Balance

\$ -	\$ -	\$ 15,611	\$ -	\$ 36,297	\$ 255,657
------	------	-----------	------	-----------	------------

**CITY OF EAGLEVILLE, TENNESSEE
PERSONNEL SCHEDULE**

2024-2025 Actual	2025-2026 Budget	2026-2027 Proposed
---------------------	---------------------	-----------------------

General Government

City Manager	1	1	1
City Recorder	1	1	1
City Clerk	1	1	1
subtotal	3	3	3

Police Department

Police Chief	1	1	1
Police Sargent	1		
Police Officer	2	3	3
subtotal	4	4	4

Fire Department

Fire Chief	1	1	1
Fire Fighter	3	3	3
subtotal	4	4	4

Parks & Recreation Dept

Park & Recreation Director	1	1	1
subtotal	1	1	1

Total Full-Time Employees

	12	12	12
--	----	----	----

Item 3d Resolution 2026-003 Annexation by Owner Consent

RESOLUTION 2026-003

WITH ATTACHMENT A

A RESOLUTION TO ANNEX CERTAIN TERRITORY UPON WRITTEN CONSENT OF THE OWNERS AND TO INCORPORATE THE SAME WITHIN THE BOUNDARIES OF THE CITY OF EAGLEVILLE, TENNESSEE.

Parcel #120-46.00-000, Approximately 98.21 Acres Located on the Southwest Corner of College Grove Road and Highway 41A, Eagleville, Tennessee 37060

WHEREAS, the City of Eagleville, having been petitioned by interested persons, proposes the extension of its corporate limits by the annexation of certain territory into the city limits; and

WHEREAS, the property owners of the territory proposed for annexation have given their written consent by notarized petition so that a referendum is not required; and

WHEREAS, a copy of this resolution, describing the territory proposed for annexation, was promptly sent by the City of Eagleville to the last known address(es) listed in the office of the property assessor for each property owner of record within the territory proposed for annexation, with such being sent by first class mail and mailed no later than twenty-one (21) calendar days prior to the scheduled date of the hearing on the proposed annexation by owner consent; and

WHEREAS, this resolution was also published by posting copies of it in at least three (3) public places in the territory proposed for annexation and in a like number of public places in the City of Eagleville, and by publishing notice of the resolution at or about the same time in the Daily News Journal, a newspaper of general circulation in such territory and the City of Eagleville; and

WHEREAS, a plan of services for the area proposed for annexation has been adopted by Resolution 2026-002, which plan of services addresses the same services and timing of services as required in Tennessee Code Annotated § 6-51-102; and

WHEREAS, a zoning district and zoning criteria have been adopted for this area by Ordinance 2026-001 (Attachment A); and

WHEREAS, the proposed annexation and plan of services were submitted to the Eagleville Planning Commission for study, and it has recommended the same; and

WHEREAS, notice of the time, place and purpose of a public hearing on the proposed annexation and the plan of services was published in a newspaper of general circulation in the City of Eagleville not less than twenty-one (21) days before the hearing, which notice included the locations of a minimum of three (3) copies of the plan of services for public inspection during all business hours from the date of notice until the public hearing; and

WHEREAS, a public hearing on the proposed annexation and plan of services was held by the governing body on _____, 2026.

NOW, THEREFORE, BE IT RESOLVED by the City of Eagleville, Tennessee as follows:

A. That the following territory is hereby annexed and incorporated into boundaries of the City of Eagleville, to be effective as of _____, 2026, to wit:

[Parcel #120-46.00-000, 93.21 Acres Located on the Southwest Corner of College Grove Road and Highway 41A]

B. That the plan of services for this territory has been adopted by Resolution 2026-002.

C. That the City Recorder shall cause a copy of this resolution, as well as the adopted plan of services, to be forwarded to the Mayor of Rutherford County.

D. That a signed copy of this resolution shall be recorded with the Rutherford County Register of Deeds, and a copy shall also be sent to the Tennessee Comptroller of the Treasury and the Rutherford County Property Assessor.

E. That a signed copy of this resolution, as well as the portion of the plan of services related to emergency services and a detailed map of the annexed area, shall be sent to any affected emergency communication district.

F. That a revised map of the voting precincts shall be sent to the office of local government and to the office of management information services for the Tennessee General Assembly, following adoption of this resolution.

G. That the Tennessee Department of Revenue shall be notified, for the purpose of tax administration, that the annexation took place.

WHEREUPON, the Mayor declared the resolution adopted, affixed a signature and the date thereto, and directed that the same be recorded.

Chad Leeman, Mayor Date

Christina Rivas, City Recorder Date

Approved as to Form and **[Legality]** this ____ day of _____, 2026

Stephen J. Aymett, Jr, City Attorney

ATTACHMENT A TO RESOLUTION 2026-003
ORDINANCE 2026-001

AN ORDINANCE ASSIGNING A ZONING CLASSIFICATION AND CREATING SPECIFIC CRITERIA IN ANTICIPATION OF ANNEXATION OF PROPERTY KNOWN AS PARCEL 120 04600, APPROXIMATELY 98.21 ACRES, PROPERTY IMMEDIATELY SOUTH OF COLLEGE GROVE ROAD AND WEST OF HIGHWAY 41A, CURRENTLY OWNED BY SALEM CREEK PARTNERSHIP

Whereas, Section 5.080 of the Eagleville Zoning Ordinance allows for Planned Developments and Section 5.081 specifically addresses Planned Residential Developments; and

Whereas, the Eagleville Planning Commission has reviewed criteria for Parcel 120 04600 and recommends the property be annexed and zoned R-1 PRD with following as requirements in addition to the requirements of 5.080 and 5.081 of the Eagleville Zoning Ordinance for any development on this property; and

Whereas, the Eagleville City Council desires to accept the recommendation of the Eagleville Planning Commission by setting specific criteria in addition to the requirements of Eagleville Zoning Ordinance Sections 5.080 and 5.080 (and other relevant criteria in the Zoning Ordinance) for Parcel 120 04600 owned by Salem Creek Partnership, or any future Development located at this parcel as a binding agreement for Annexation;

NOW THEREFORE, BE IT ORDAINED by the City of Eagleville, Tennessee City Council that the Parcel 120 04600 being annexed by the City of Eagleville be zoned R-1/PRD and the following criteria shall be applied and required when reviewing any subdivision or development submitted for **Parcel 120 04600**.

General Requirements

1. All homes shall be a minimum of 3 bedrooms with a maximum number of 5 bedrooms per house based on STEP capacity.
2. Entrances off Highway 41A will have new entrance signage consisting of masonry or wood, and may have some metal materials. The signage will be anchored by landscaping.
3. Solid waste collection will be handled by a private company to be paid by the HOA or resident.
4. If mail service is not provided by individual mail boxes, mail service will be provided via a Centralized Cluster Box Unit with a roof structure, that is to be approved by the USPS and maintained by the HOA. The Centralized mail kiosk for the development must be

completed and operational prior to any homes receiving their certificate of occupancy. If individual mailboxes are allowed by the USPS, they shall be decorative in nature with the design consistent throughout the neighborhood, and approved by the Planning Commission.

5. Parking areas on common open space lots, including mailbox area, shall be private and maintained by the HOA, and shall be paved.
6. Each home shall be on its own lot of record and sold fee simple.
7. Before any individual lots are sold outside of Salem Creek Partnership, or any house is constructed, there must be access to a STEP system. The first phase will include all roadway improvements proposed for the lots, as well as access to the STEP System via a City approved access.
8. Any STEP system constructed must be approved by the City of Eagleville, and then turn over to the City to maintain and receive all revenue billing from the treatment of the STEP system.
9. All amenities and open spaces shall be constructed within the phase they are shown and must be operational prior to the recording of the final section's plat.

Development Standards

1. Parking for the residential units will comply with the City of Eagleville requirements, with a minimum of each lot having at least 4 paved parking spaces per lot (outside of garage), with no more than 2 of the outdoor spots being in tandem.
2. Each home shall have a minimum two car side entry (non-street facing) garage with decorative garage doors. In cases of a corner lot, it is understood that one side may have a garage facing one of the streets. Garages must be proven to the Planning Commission that the size does indeed hold two average size vehicles. Homes with two car garages are also permitted to have a one bay detached or attached garage that is permitted to face the street. The street facing garage shall have a decorative garage door that matches the main side entry garage doors, and the architecture and materials shall be consistent with the house. The secondary garage must be approved by the HOA if not submitted with the original permit.
3. All lots shall have concrete driveways wide enough for 2 vehicles, with a minimum width of 16-feet and a minimum depth of 35-feet.
4. Only in-ground pools shall be permitted with fencing to meet Development Standards. Pools must meet requirements of the City's Zoning Ordinance pertaining to setbacks.

5. All HVAC units shall be screened from public R.O.W.s with landscaping. HVAC units shall be placed at the side or rear of each residence.
6. Private lots with fences shall only use Estate Style iron or aluminum fencing. Fencing on lots shall only be allowed in the side and rear yards. Corner lots may have a fence on the street side of which the house does not face and shall not exceed into the required front setback.
7. All fencing in the amenity areas and open spaces shall be consistent with fencing allowed in the subdivision, or as otherwise approved by the Planning Commission.
8. Sidewalks, compliant with ADA and City of Eagleville standards, shall be on both sides of the streets internal to the subdivision.

Streets and Infrastructure

1. Decorative streetlights shall be provided along all roadways to add character and continuity to the neighborhood. Adequate lighting for safety will be designed to meet Middle Tennessee Electric (MTE) standards at a minimum for light poles along public streets. Electric billing for lighting, mail kiosks, entrance features, irrigation and other supplemental amenities shall be paid by the HOA.
2. Electric Service will be provided by Middle Tennessee Electric.
3. All electric, communications line extensions and other utilities constructed to provide service to the development shall be underground throughout the entire subdivision.
4. Street signs and traffic signs will be “decorative” and approved by the Planning Commission.
5. The HOA will maintain all common areas.
6. Water service will be provided by Consolidated Utility District. The developer will be responsible for extending the waterline into the site for domestic and fire protection. Water service (availability and pressure) must be approved by the City Planner and/or Eagleville Fire Department. Hydrants are required that meet CUD standards.
7. Sanitary sewer services will be provided by CUD or another Eagleville-Approved Wastewater Company via an on-site STEP System. The developer is responsible for the installation, and upon its completion, ownership shall be turned over to the City of Eagleville to own and maintain.
8. All streets will be public rights of way, and built with rollover integral curb and gutter, and built to City required standards.

9. Any portion of the property that lies within a 100-year Floodplain per FEMA Flood Maps shall have an established BFE by developer's engineer and shall be in accordance with TDEC and the Corps of Engineers requirements, along with the City of Eagleville's flood plain ordinance.
10. Prior to construction, a complete and thorough design of the stormwater management system and facilities will be completed.

Architecture

1. Building heights shall not exceed 35 feet in height.
2. Homes will be 2,500 square feet or greater, and have 1, 2 (or 3) stories.
3. Any single-story homes shall have architectural elements which allow the home to blend into the larger homes with peaked roofs, dormers or other elements adding height to the single-story homes.
4. All the homes will have eaves.
5. All homes will have a concrete patio area at the rear of the home.
6. All homes will be located on individual lots of record.
7. Accessory Buildings will complement the house with the same or similar materials. No metal buildings will be permitted. Accessory Buildings must be approved by the HOA if not submitted with the original building permit.
8. Houses and other buildings will be comprised of alternating home styles, materials and colors but that are complimentary to each other.
9. Building Materials – All Elevations: Only allowed to have Masonry (Brick, Stone, Cement Board Siding) and Cement Board Siding in the Dormers/Gables. Vinyl Only Permitted in Trim & Soffit Areas (10% maximum per side and for whole building).

Bulk Requirements

1. Minimum lot size 2 acres or 87,120 square feet.
2. Minimum lot frontage – 90 feet (except lots located within the arc of the cul de sac may be reduced to 45 feet)
3. Minimum lot width – 90 feet (except lots located within the arc of the cul de sac may be reduced to 45 feet)

4. Minimum Front Setback – 60 feet – for all structures (except pools – see Eagleville Zoning Ordinance.
5. Minimum Front Setback for corner lots – Both 60 and 60 feet - for all structures.
6. Minimum Side Setback – 30 feet for all structures (except pools – see Eagleville Zoning Ordinance.
7. Minimum Rear Setback – 25 feet - for all structures (except pools – see Eagleville Zoning Ordinance.

Landscaping Characteristics

1. On common open space lots, a minimum of 10-feet of landscape area shall be provided between a parking area and all adjacent property lines.
2. On common open space lots, parking areas shall be screened from public rights-of-way by use of landscaping and/or berms.
3. The frontage along Highway 41A screened (berm, trees, etc) as approved by the Planning Commission. The purpose of this screening is mostly to avoid views to rear and side yards. Any landscaping provided along Highway 41A shall be designed to not impede the visibility of vehicles entering or exiting the site onto Highway 41A.
4. All above ground HVAC units shall be screened from public R.O.W.'s with landscaping or approved fencing.
5. No utility panels shall be mounted on the front elevation of any home. In cases of two frontages, when no other option is available, the panel may be mounted on the side where the garage is located.
6. On corner lots, builders shall install a minimum of a 3-foot-wide landscape strip along all sides that face/about a public R.O.W. On lots internal to the street block, builders shall install a minimum of a 3-foot-wide landscape strip at the base of the homes that front onto/about a public R.O.W.
7. Landscaping will be in conformance with the City of Eagleville's landscaping ordinance.
8. On corner lots, builders shall install sod at least in all yards that face/about a (proposed) public R.O.W.'s to the back of curb along those streets. On lots internal to the street block, builders shall install sod at least in the front yard to the back of curb along that street the house front onto.
9. Builders shall install one (1) front yard canopy tree with a minimum of 1.5 caliper inches for each lot. Species of tree to be coordinated with Planning Commission.

BE IT ENACTED that this ordinance shall take effect 15-days from and after its final passage, the public welfare requiring it.

Approved:

Chad Leeman, Mayor

ATTEST:

Christina Rivas, City Recorder

Passed First Reading:

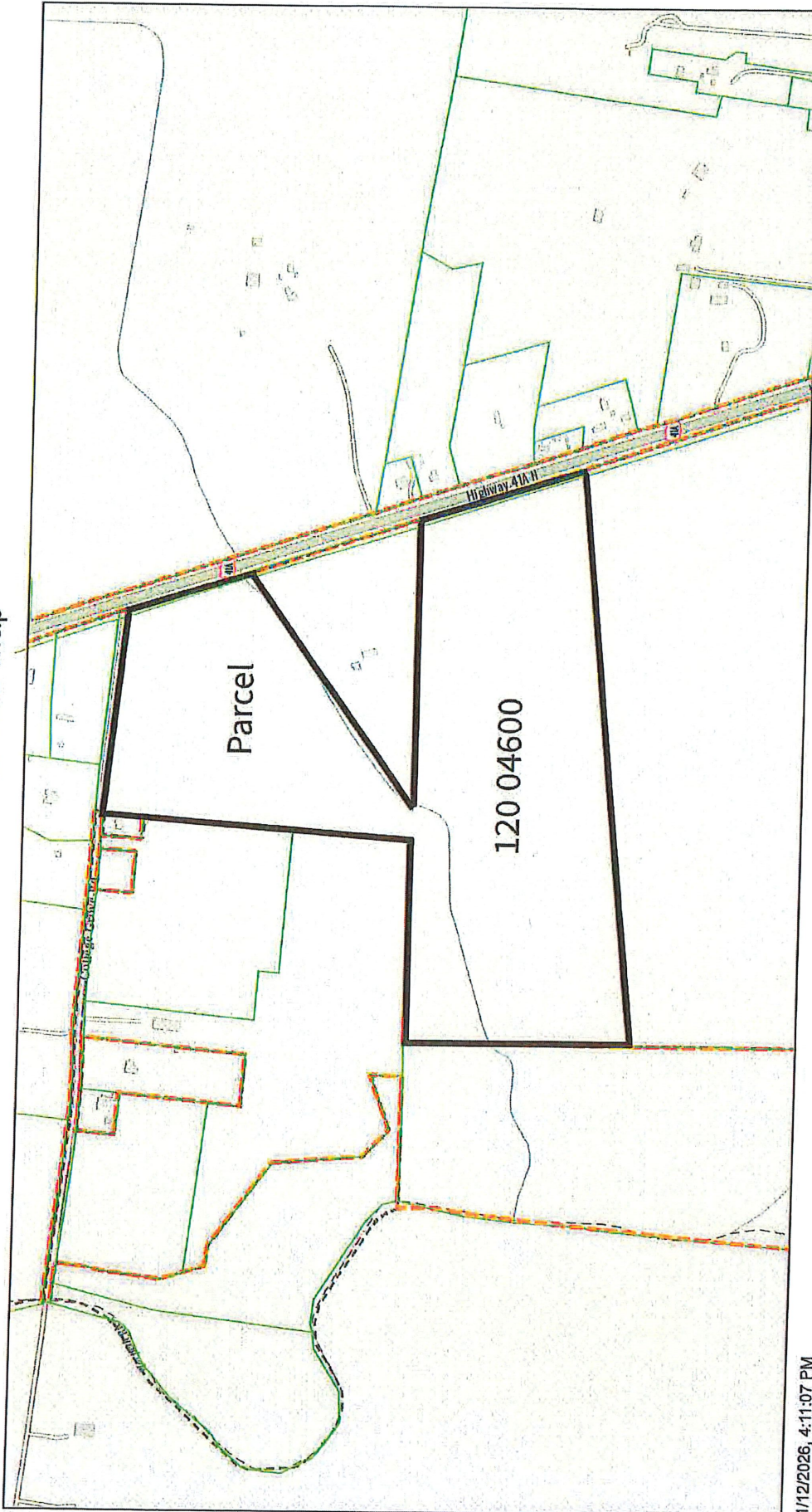
Passed Second Reading:

Public Hearing Date:

APPROVED AS TO FORM:

Stephen Aymett, City Attorney


ArcGIS Web Map



1/12/2026, 4:11:07 PM

- Parcels
- RC Jurisdictions
- EagleVite
- Unincorporated

1:7,193



Sources: Esri, TomTom, Garmin, FAO, NOAA, USGS, © OpenStreetMap contributors, and the GIS User Community

Item 3e

Ordinance 2026-001 Zoning Criteria for Parcel #120-46.00-000

ORDINANCE 2026-001

AN ORDINANCE ASSIGNING A ZONING CLASSIFICATION AND CREATING SPECIFIC CRITERIA IN ANTICIPATION OF ANNEXATION OF PROPERTY KNOWN AS PARCEL 120 04600, APROXIMATELY 98.21 ACRES, PROPERTY IMMEDIATELY SOUTH OF COLLEGE GROVE ROAD AND WEST OF HIGHWAY 41A, CURRENTLY OWNED BY SALEM CREEK PARTNERSHIP

Whereas, Section 5.080 of the Eagleville Zoning Ordinance allows for Planned Developments and Section 5.081 specifically addresses Planned Residential Developments; and

Whereas, the Eagleville Planning Commission has reviewed criteria for Parcel 120 04600 and recommends the property be annexed and zoned R-1 PRD with following as requirements in addition to the requirements of 5.080 and 5.081 of the Eagleville Zoning Ordinance for any development on this property; and

Whereas, the Eagleville City Council desires to accept the recommendation of the Eagleville Planning Commission by setting specific criteria in addition to the requirements of Eagleville Zoning Ordinance Sections 5.080 and 5.080 (and other relevant criteria in the Zoning Ordinance) for Parcel 120 04600 owned by Salem Creek Partnership, or any future Development located at this parcel as a binding agreement for Annexation;

NOW THEREFORE, BE IT ORDAINED by the City of Eagleville, Tennessee City Council that the Parcel 120 04600 being annexed by the City of Eagleville be zoned R-1/PRD and the following criteria shall be applied and required when reviewing any subdivision or development submitted for **Parcel 120 04600**.

General Requirements

1. All homes shall be a minimum of 3 bedrooms with a maximum number of 5 bedrooms per house based on STEP capacity.
2. Entrances off Highway 41A will have new entrance signage consisting of masonry or wood, and may have some metal materials. The signage will be anchored by landscaping.
3. Solid waste collection will be handled by a private company to be paid by the HOA or resident.
4. If mail service is not provided by individual mail boxes, mail service will be provided via a Centralized Cluster Box Unit with a roof structure, that is to be approved by the USPS and maintained by the HOA. The Centralized mail kiosk for the development must be

completed and operational prior to any homes receiving their certificate of occupancy. If individual mailboxes are allowed by the USPS, they shall be decorative in nature with the design consistent throughout the neighborhood, and approved by the Planning Commission.

5. Parking areas on common open space lots, including mailbox area, shall be private and maintained by the HOA, and shall be paved.
6. Each home shall be on its own lot of record and sold fee simple.
7. Before any individual lots are sold outside of Salem Creek Partnership, or any house is constructed, there must be access to a STEP system. The first phase will include all roadway improvements proposed for the lots, as well as access to the STEP System via a City approved access.
8. Any STEP system constructed must be approved by the City of Eagleville, and then turn over to the City to maintain and receive all revenue billing from the treatment of the STEP system.
9. All amenities and open spaces shall be constructed within the phase they are shown and must be operational prior to the recording of the final section's plat.

Development Standards

1. Parking for the residential units will comply with the City of Eagleville requirements, with a minimum of each lot having at least 4 paved parking spaces per lot (outside of garage), with no more than 2 of the outdoor spots being in tandem.
2. Each home shall have a minimum two car side entry (non-street facing) garage with decorative garage doors. In cases of a corner lot, it is understood that one side may have a garage facing one of the streets. Garages must be proven to the Planning Commission that the size does indeed hold two average size vehicles. Homes with two car garages are also permitted to have a one bay detached or attached garage that is permitted to face the street. The street facing garage shall have a decorative garage door that matches the main side entry garage doors, and the architecture and materials shall be consistent with the house. The secondary garage must be approved by the HOA if not submitted with the original permit.
3. All lots shall have concrete driveways wide enough for 2 vehicles, with a minimum width of 16-feet and a minimum depth of 35-feet.
4. Only in-ground pools shall be permitted with fencing to meet Development Standards. Pools must meet requirements of the City's Zoning Ordinance pertaining to setbacks.

5. All HVAC units shall be screened from public R.O.W.s with landscaping. HVAC units shall be placed at the side or rear of each residence.
6. Private lots with fences shall only use Estate Style iron or aluminum fencing. Fencing on lots shall only be allowed in the side and rear yards. Corner lots may have a fence on the street side of which the house does not face and shall not exceed into the required front setback.
7. All fencing in the amenity areas and open spaces shall be consistent with fencing allowed in the subdivision, or as otherwise approved by the Planning Commission.
8. Sidewalks, compliant with ADA and City of Eagleville standards, shall be on both sides of the streets internal to the subdivision.

Streets and Infrastructure

1. Decorative streetlights shall be provided along all roadways to add character and continuity to the neighborhood. Adequate lighting for safety will be designed to meet Middle Tennessee Electric (MTE) standards at a minimum for light poles along public streets. Electric billing for lighting, mail kiosks, entrance features, irrigation and other supplemental amenities shall be paid by the HOA.
2. Electric Service will be provided by Middle Tennessee Electric.
3. All electric, communications line extensions and other utilities constructed to provide service to the development shall be underground throughout the entire subdivision.
4. Street signs and traffic signs will be “decorative” and approved by the Planning Commission.
5. The HOA will maintain all common areas.
6. Water service will be provided by Consolidated Utility District. The developer will be responsible for extending the waterline into the site for domestic and fire protection. Water service (availability and pressure) must be approved by the City Planner and/or Eagleville Fire Department. Hydrants are required that meet CUD standards.
7. Sanitary sewer services will be provided by CUD or another Eagleville-Approved Wastewater Company via an on-site STEP System. The developer is responsible for the installation, and upon its completion, ownership shall be turned over to the City of Eagleville to own and maintain.
8. All streets will be public rights of way, and built with rollover integral curb and gutter, and built to City required standards.

9. Any portion of the property that lies within a 100-year Floodplain per FEMA Flood Maps shall have an established BFE by developer's engineer and shall be in accordance with TDEC and the Corps of Engineers requirements, along with the City of Eagleville's flood plain ordinance.
10. Prior to construction, a complete and thorough design of the stormwater management system and facilities will be completed.

Architecture

1. Building heights shall not exceed 35 feet in height.
2. Homes will be 2,500 square feet or greater, and have 1, 2 (or 3) stories.
3. Any single-story homes shall have architectural elements which allow the home to blend into the larger homes with peaked roofs, dormers or other elements adding height to the single-story homes.
4. All the homes will have eaves.
5. All homes will have a concrete patio area at the rear of the home.
6. All homes will be located on individual lots of record.
7. Accessory Buildings will complement the house with the same or similar materials. No metal buildings will be permitted. Accessory Buildings must be approved by the HOA if not submitted with the original building permit.
8. Houses and other buildings will be comprised of alternating home styles, materials and colors but that are complimentary to each other.
9. Building Materials – All Elevations: Only allowed to have Masonry (Brick, Stone, Cement Board Siding) and Cement Board Siding in the Dormers/Gables. Vinyl Only Permitted in Trim & Soffit Areas (10% maximum per side and for whole building).

Bulk Requirements

1. Minimum lot size 2 acres or 87,120 square feet.
2. Minimum lot frontage – 90 feet (except lots located within the arc of the cul de sac may be reduced to 45 feet)
3. Minimum lot width – 90 feet (except lots located within the arc of the cul de sac may be reduced to 45 feet)

4. Minimum Front Setback – 60 feet – for all structures (except pools – see Eagleville Zoning Ordinance.
5. Minimum Front Setback for corner lots – Both 60 and 60 feet - for all structures.
6. Minimum Side Setback – 30 feet for all structures (except pools – see Eagleville Zoning Ordinance.
7. Minimum Rear Setback – 25 feet - for all structures (except pools – see Eagleville Zoning Ordinance.

Landscaping Characteristics

1. On common open space lots, a minimum of 10-feet of landscape area shall be provided between a parking area and all adjacent property lines.
2. On common open space lots, parking areas shall be screened from public rights-of-way by use of landscaping and/or berms.
3. The frontage along Highway 41A screened (berm, trees, etc) as approved by the Planning Commission. The purpose of this screening is mostly to avoid views to rear and side yards. Any landscaping provided along Highway 41A shall be designed to not impede the visibility of vehicles entering or exiting the site onto Highway 41A.
4. All above ground HVAC units shall be screened from public R.O.W.'s with landscaping or approved fencing.
5. No utility panels shall be mounted on the front elevation of any home. In cases of two frontages, when no other option is available, the panel may be mounted on the side where the garage is located.
6. On corner lots, builders shall install a minimum of a 3-foot-wide landscape strip along all sides that face/about a public R.O.W. On lots internal to the street block, builders shall install a minimum of a 3-foot-wide landscape strip at the base of the homes that front onto/about a public R.O.W.
7. Landscaping will be in conformance with the City of Eagleville's landscaping ordinance.
8. On corner lots, builders shall install sod at least in all yards that face/about a (proposed) public R.O.W.'s to the back of curb along those streets. On lots internal to the street block, builders shall install sod at least in the front yard to the back of curb along that street the house front onto.
9. Builders shall install one (1) front yard canopy tree with a minimum of 1.5 caliper inches for each lot. Species of tree to be coordinated with Planning Commission.

BE IT ENACTED that this ordinance shall take effect 15-days from and after its final passage, the public welfare requiring it.

Approved:

Chad Leeman, Mayor

ATTEST:

Christina Rivas, City Recorder

Passed First Reading:

Passed Second Reading:

Public Hearing Date:

APPROVED AS TO FORM:

Stephen Aymett, City Attorney

Item 3f

Resolution 2026-008 Ratification of City Accepted Streets

**ATTACHMENT A
APPROVED STREETS**

City Roads

Cheatham Springs Road (from 41A to Eagleville City Limits end)

Cherry Street

Church Street

Clark Street

College Grove Road (from 309 College Grove Rd west to the Rutherford/Williamson County Line)

Deer Valley Drive.

Eaglecrest Drive

Elm Street

Falcon Crest Drive

Hillcrest Drive

Iris Drive

King Drive

Nutcracker Drive

Oak Street

Old Hwy 99

Poplar Drive

Proud Eagle Drive

Ronnie Hill Avenue

Spring Street

Walnut Street

West Webb Road (inside City Limits only)

State Maintained Roads

Allisona Road

Highway 41A

Highway 99 (from 41A to Eagleville City Limits)

North Main Street

South Main Street

ATTACHMENT B
CITY STREETS TO BE ACCEPTED

Item 3g Ordinance 2026-002 Speed Limit Policy

ORDINANCE 2026-002

AN ORDINANCE TO ESTABLISH SPEED LIMITS ON PUBLIC STREETS IN THE CITY OF EAGLEVILLE, TENNESSEE AMENDING MUNICIPAL CODE CHAPTER 3, SECTION 15-301

WHEREAS, the Mayor and Council of the City of Eagleville desire to reaffirm current speed limits and establish safe speed limits for vehicles traveling in the City, and

WHEREAS, Chapter 3, Section 15-301 of the Municipal Code of the City of Eagleville, states that a speed limit of 30 miles per hour will apply in the city, and

WHEREAS, the Eagleville Council has reviewed traffic conditions and has determined that the normal speed limit should be 20 miles per hour in the city except where conditions differ and official signs have been posted indicating other speed limits, and

WHEREAS, any street that is not noted in this ordinance will hereby be set at 20 miles per hour; and

WHEREAS, the following list of Eagleville Streets is hereby ratified and may be amended as needed with speed limits to be established as follows:

Neighborhoods	Street Name	Speed Limit	Notes
Local Roads	Cheatham Springs Rd	30	
	Church St	20	
	Clark St	20	
Eagle View	Eagle View Dr	20	
	Black Eagle Way	20	
	Golden Eagle Ct	20	
	Gold Talon Ct	20	
	Hawkeye Ct	20	
Eaglecrest	Eaglecrest Dr	20	
	Proud Eagle Dr	20	
	Falcon Crest Dr	20	

Deer Valley	Deer Valley Dr	20	
Hillcrest	Hillcrest Dr	20	
	Poplar Dr	20	
	Spring St	20	
	Iris Dr	20	
	Cherry St	20	
King	King Dr	20	
Newtown	Oak St	20	
	Walnut St	20	
	Elm St	20	
	Old Hwy 99	30	
	Ronny Hill Ave. (park entrance)	5	
State Highways	Allisona Rd	30	41A to 129 Allisona
	Allisona Rd	40	129 Allisona Rd to Horton Highway
	Chapel Hill Pk	50	41A to Marshall County Line
	Horton Hwy	55	From Williamson County Line to Marshall County Line
	North Main St	30	Allisona to 577 N. Main
	North Main St	40	577 to Kelley Road
	South Main St	30	Allisona to 468 S. Main
	South Main St	40	468 S. Main to 1535 S. Main
	State Hwy 41A North	55	Kelley Road to Williamson County Line
	State Hwy 41A South	55	1535 S. Main to Bedford County Line
	State Hwy 99 (New Salem)	40	41A S to 15299 Hwy 99

Now, therefore:

**BE IT ORDAINED BY THE MAYOR AND COUNCIL OF THE CITY OF EAGLEVILLE,
TENNESSEE AS FOLLOWS:**

Section 1. The above speed limits are approved and will be enforced.

Section 2. Penalties per the Tennessee Code Annotated and the Eagleville Municipal Code and Ordinances shall be imposed for each violation of this ordinance.

Section 3. This ordinance shall take effect fifteen days after its final passage and the posting of appropriate signs, the public welfare requiring it.

Approved by the Eagleville City Council on:

Approved:

Chad Leeman, Mayor

ATTEST:

Christina Rivas, City Recorder

Passed First Reading:

Passed Second Reading:

Public Hearing Held:

APPROVED AS TO FORM:

J. Stephen Aymett, Jr., City Attorney

ITEM 3h

Resolution 2026-004 – Accept and Adopt Traffic Study
Regarding Speed Limits

RESOLUTION No. 2026-004

**A RESOLUTION TO ACCEPT AND ADOPT THE TRAFFIC STUDY WITH REGARD TO SPEED LIMITS
AS SUBMITTED BY BURCH TRANSPORTATION FOR THE CITY OF EAGLEVILLE, TENNESSEE**

WHEREAS, the City Council of the City of Eagleville, Tennessee recognizes the importance of traffic safety;

WHEREAS, Burch Transportation has completed a comprehensive study titled "**Speed Limit Study**," as detailed in the attached report (Appendix A);

WHEREAS, the study provides valuable data and analysis on current traffic speeds, terrain, crash statistics and speed distribution;

WHEREAS, the findings directly support the City of Eagleville's responsibility for public safety by enacting speed limits that serve our growing community and increased traffic flow;

THEREFORE, BE IT RESOLVED that the City Council of the City of Eagleville formally accepts and adopts the study titled "**Speed Limit Study**" as presented;

BE IT FURTHER RESOLVED that the findings and recommendations within the study be adopted for consideration in future planning and policy development;

BE IT FINALLY RESOLVED that this resolution takes effect immediately upon passage.

Chad Leeman, Mayor

Attested by: Christina Rivas, City Recorder

Approved as to Form
this _____ day of _____, 2026

Stephen Aymett, City Attorney



BURCH
TRANSPORTATION

City of Eagleville, Tennessee

SPEED LIMIT STUDY

S Main Street and
New Highway 99

December 2025



CONTENTS

1.0 INTRODUCTION P.1

- 1.1 Existing Speed Limits
- 1.2 Speed Setting Factors

2.0 SPEED FACTORS P.4

- 2.1 Roadway Environment
- 2.2 Roadway Characteristics
- 2.3 Geographic Context
- 2.4 Crash Experience
- 2.5 Speed Distribution
- 2.6 Speed Trends

3.0 RECOMMENDATIONS P.8

- 3.1 Summary – S Main Street
- 3.2 Summary – New Highway 99

1.0

INTRODUCTION

The City of Eagleville is organized around the crossroads intersection of Main Street (US 41A, State Route 16) and State Route 269/99. Both of these routes are classified by TDOT as rural minor arterials, meaning that they are designed and intended to carry higher volumes of traffic and usually at faster speeds. However, the strict mobility-focused role of these roads changes when drivers approach the commercial center where access and slower speeds become more important.

Like all cities, Eagleville desires safe streets and has indicated concerns with speeding on these primary roads. Specifically, this study was commissioned to address speeds and the speed limits on two road segments, S Main St south of Eagleville and New Hwy 99 east of Eagleville.

As an incorporated city, Eagleville has the authority to set the speed limits on these state routes and is conducting this engineering study in accordance with state law (see TCA § 55-8-153-c-1-A, B).



Figure 1. The city limits and functional classifications of roads in Eagleville, TN. *Source: TDOT.* The approximate study segments are dotted.

1.1 EXISTING SPEED LIMITS

The purpose of a speed limit is to communicate to drivers the maximum safe speed for driving under normal conditions. It is incumbent on drivers to slow down further under unusual conditions (weather, low visibility, adverse road conditions, the presence of traffic or other road users – pedestrians, bicyclists – etc.).

Normal conditions are defined as portions of the corridor and times of the day when congestion or traffic control does not have a major impact on the driver’s selection of a speed. Thus, the speed limit is to be set for these “free-flow” conditions so that the regulation is more consistent with the roadway context and geometry.

An appropriate speed limit is one that both contributes to safety for every road user and establishes speeds that are seen as reasonable, therefore achieving compliance.

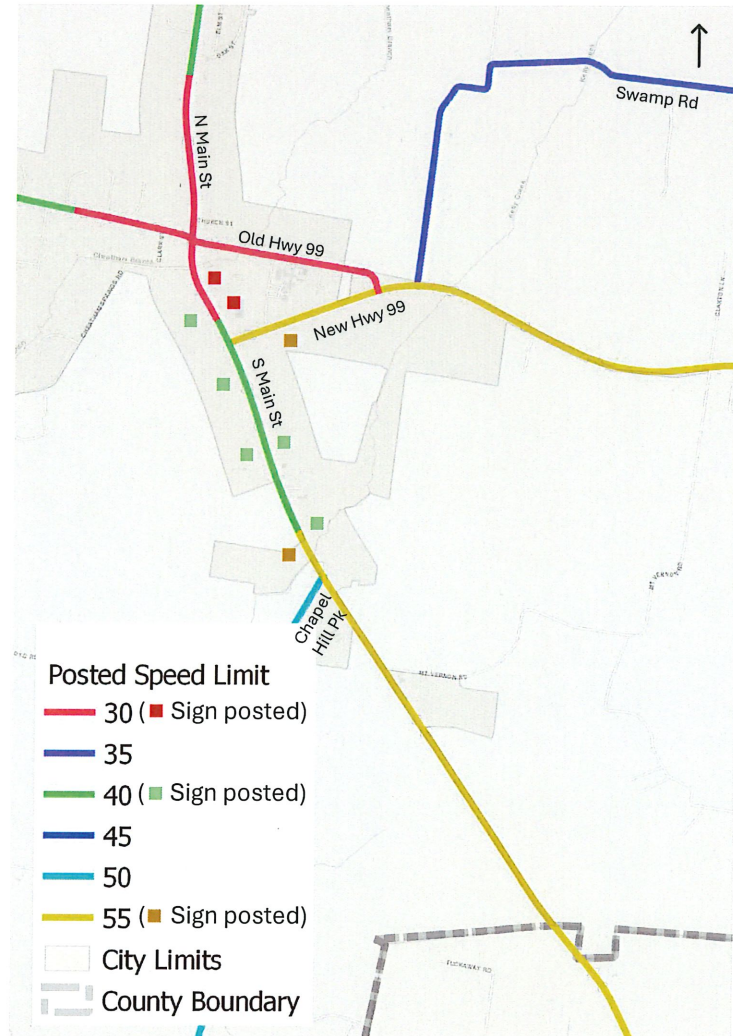


Figure 2. Existing speed limits by segment and locations of posted speed limit signs. Source: TDOT TRIMS and field observations.

1.2 SPEED SETTING FACTORS

The *Manual on Uniform Traffic Control Devices (MUTCD)* sets forth six factors which are to be considered when setting speed limits. These are:

1. ROADWAY ENVIRONMENT

Describes the nature of the road and its users.



2. ROADWAY CHARACTERISTICS

Design features that influence speed.

3. GEOGRAPHIC CONTEXT

Contributing factors of the surrounding land area.



4. REPORTED CRASH EXPERIENCE

Considers how safety has been influenced by speed.

5. SPEED DISTRIBUTION

Quantifies drivers' comfort with speed.



6. PAST SPEED TRENDS

Looks at trends which predict where speeds are headed.

A subsequent document published by the Federal Highway Administration, the *Speed Limit Setting Handbook* (Report #FHWA-SA-24-063) was published in January 2025 and further defines each of these six factors. This investigation into Eagleville's speed limit condition follows the guidance of FHWA's *Handbook*.

The *Speed Limit Setting Handbook* also contains background information like definitions, basic study principles, and regulatory considerations that should be reviewed as a precursor to this report.




Figure 17. Aerial map displaying the varying contour segments along US Route 61.



Figure 18. Road highway segment at MP 102.

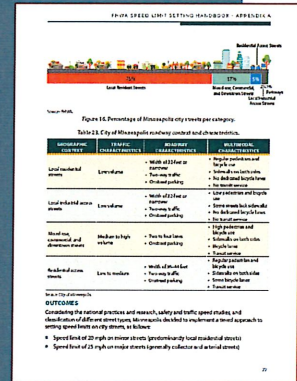


Figure 16. Percentage of Mississippi city streets per category.




Figure 6. Buck of Buck when hit by a vehicle at different speeds.




Figure 7. Vehicle speed distribution and average speed distribution based on location.

2.0

SPEED FACTORS

2.1 Roadway Environment

The roadway environment factors are similar for both roads:

- Both are rural minor arterials
- Driveway access density is low, reflecting the large-lot rural condition
- No transit service and low pedestrian and bicycle activity
- No curbside activity
- Both roads under capacity, but S Main St traffic is higher and growing faster.

Figure 3. 10-year traffic trends (average annual daily traffic). S Main St traffic (blue) is growing at 4.6% annually, more than double the 2.0% rate on New Hwy 99. Traffic volumes are still not high enough to really impact travel speeds.

Data source: TDOT

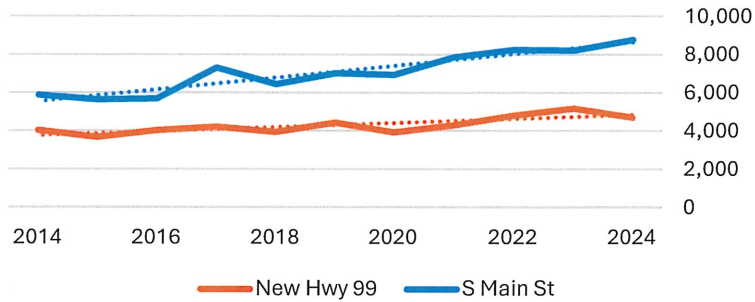
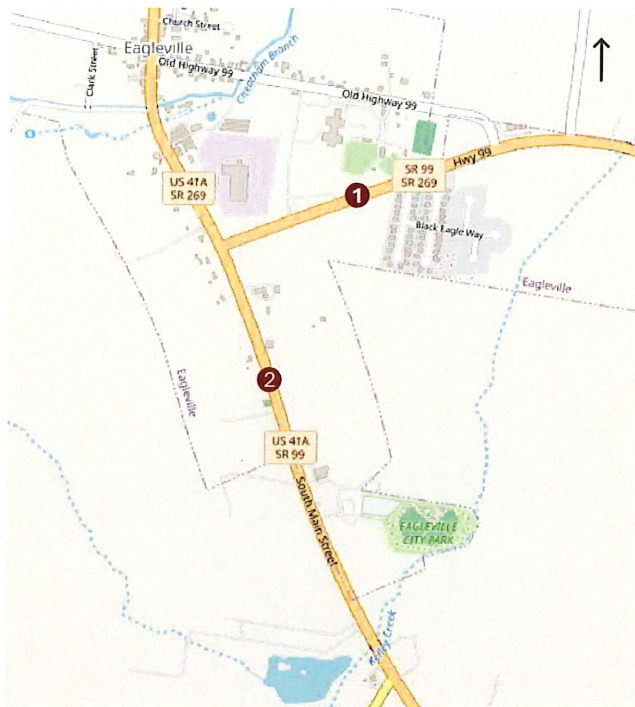


Figure 4. Locations and select volume data from special counts made on Thursday, October 2, 2025.

Free-flow ⁴ speed data	New Hwy 99	S Main St
	1	2
AM Peak Hour Volume	286	824
PM Peak Hour Volume	444	872
24-Hour Volume	4,625	10,154
Truck %	4%	4%



2.2 Roadway Characteristics

The roads have many similarities in roadway characteristics as well:

- Two-lane highways with 12' lanes and wide (10-12') paved shoulders
- Left turn lanes only at a few key intersections
- Generally, no passing allowed
- Few warning and no advisory speed conditions
- No traffic signals or mainline stop conditions
- Large roadside setbacks
- Some street lighting
- No significant sight distance obstructions or horizontal or vertical curvature

Above. *Wide pavement, open roadsides, and sparse land use results in the rural context still prevalent on these roads in the outer areas of the city limits. (On S Main St)*

Below. *New development, a center turn lane, and lighting all contribute to a less rural (and slower) context. (On New Hwy 99)*



2.3 Geographic Context

Both roads have the same rural context, but here are a few differences which might impact speeds:

- New Hwy 99 has a few more new residential developments directly along the corridor.
- The Eagleville school complex is served more directly from New Hwy 99.
- S Main St has more commercial property including the Eagleville Market and several rural-oriented businesses.

- City Park is located off of S Main Street. However, there are no land uses on either road which produce any notable amount of pedestrian or biking trips.



New Hwy 99 has seen a few developments like this one, but with limited impact to the rural context.

2.4 Crash Experience

Speed is often at least a partial factor in crashes, and safety is an important part of the speed limit recommendations.

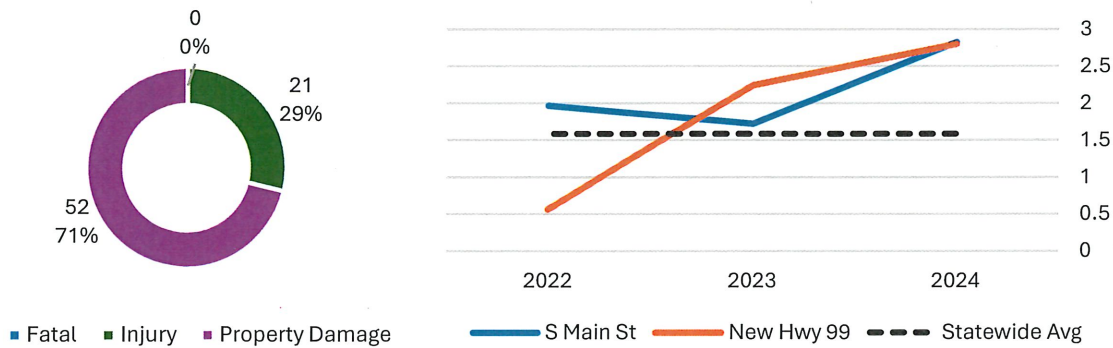



Figure 5 (Above). Crash severity: Combined routes, 2022-2024. Data Source: TDOT. With 71% of crashes being property damage only, these routes are exactly at the statewide average for severity. No fatalities were documented during these years.

Figure 6 (Above right). Crash rates by route, 2022-2024. Data Source: TDOT. Crash rates are growing, and significantly exceeded the statewide average rate for similar roads in 2024.



Figure 7 (Right). Crash locations, 2022-2024. Data Source: TDOT. Crashes are fairly evenly distributed, though hotspots existed on S Main St at the New Hwy 99 intersection (25 crashes), the Chapel Hill Pike intersection (17 crashes), and the Eagleville Market driveways (5 crashes).

The northbound approach to Chapel Hill Pike on S Main Street. The speed limit is currently 55 mph here and the intersection is the second most frequent crash location.



2.5 Speed Distribution

Traditionally considered the best way to determine prudent and reasonable speed limits, the free-flow speed of traffic is still an important factor in setting speed limits.

Free-flow ⁴ speed data	New Hwy 99	S Main St
	1	2
Average speed	49.5	43.0
50 th % speed	49.6	42.7
85 th % speed	55.2	47.8
Pace speed	41-50	38-47
USLIMITS ⁵	55	45



Figure 8. Locations of speed data collected by tube counts on Thursday, October 2, 2025.

2.6 Speed Trends

Cell phone data gives us a picture of the history of overall speeds on these roads.

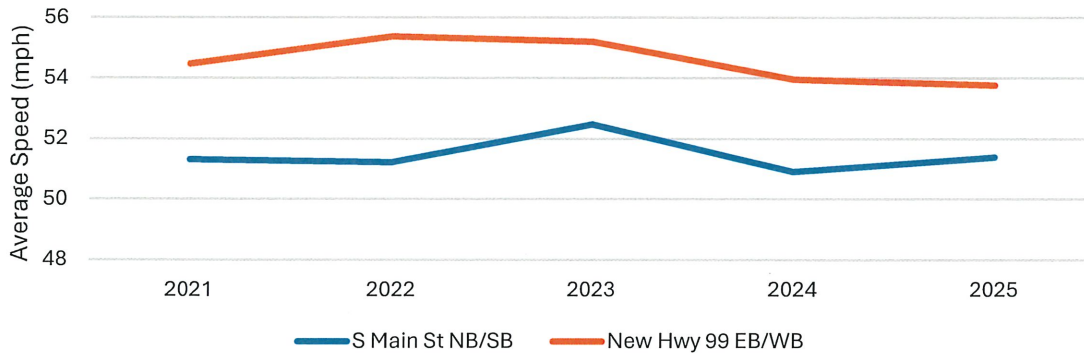


Figure 9. Average Speed Trend, 2021-2025.

These are the average speeds during the period 12:00 AM – 5:00 AM during every day of the year from 2021-October 2025 over the whole length of the study segments. A very slight decreasing speed trend shows that land use and other conditions affecting speeds have not changed much over the past five years. *Data source: RITIS*

⁴Free-flow speed conditions estimated to be all hours except 7:00-10:00 AM and 2:00-7:00 PM.

⁵USLIMITS is FHWA’s expert-system tool to suggest reasonable, safe, and consistent speed limits.

3.0

RECOMMENDATIONS

3.1 Summary – S Main Street

Generally, this segment of US 41A stretching across the Rutherford-Bedford County line is a typical rural two-lane highway, designed for speeds of at least 55 mph. The statutory speed limit of 55 mph is appropriate for much of this segment. However, this road also serves as Eagleville’s main street, and as such, the speed limit slows to 30 mph through the core business district area, also appropriate.

In between the 55 mph and 30 mph zones, a transition is advisable as drivers naturally slow down upon entering the more developed area of Eagleville. Based on the six factors presented here, it is recommended that the existing 40 mph speed limit be extended approximately 0.3 mile south with signage located approximately even with the Eagleville signage south of Chapel Hill Pike. South of this location, the speed limit should remain at 55 mph to the Bedford County line.

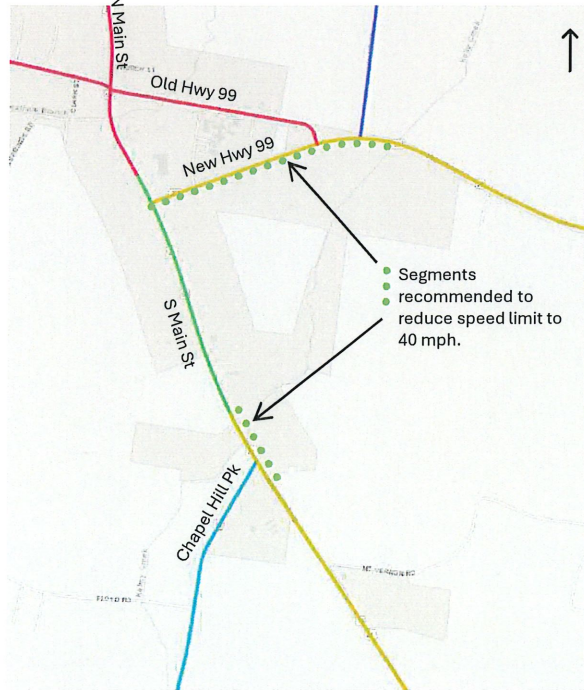




Figure 10. Recommended speed limit changes.

3.2 Summary – New Highway 99

This highway between Rockvale and Eagleville remains rural and should mostly retain its 55 mph speed limit. However, just west of Kelley Creek, development patterns change, and drivers begin entering a more suburban area. Eagleville School is located here (with a 25 mph school speed zone) as well as the stop condition at S Main Street. For these reasons, it is recommended that New Highway 99, from approximately Kelley Creek to S Main Street have a reduced posted speed limit of 40 mph. The existing 25 mph school speed zone should remain in effect.



The reduced speed ahead signs should be used anytime the speed limit reduction is 10 mph or more. The sign style (R2-5a) in use on S Main St, however, has been discontinued, and should be replaced with the new W3-5 style.



W3-5

ITEM 3i

City Events

To: Mayor and Council
From: Katy Sanderson, Event Coordinator
Date: April 9, 2026
In Re: 250th Celebration update

The Events Committee met this week and offers some recommendations for the 250 American Celebration:

- Suggest to have the 250 Celebration on Friday, July 3rd with the usual First Friday hours of 5:00 pm -8:00 pm.
- Suggest working with the Fire Chief to find a band but have a back-up plan of music on the p.a. system.
- Would like to provide a brief history of Eagleville, full of stories and anecdotes that took place in the city.
- Would like to have a time capsule that will be kept inside City Hall in a place of honor. We are working on the possibility of the capsule being crafted by citizen(s) of Eagleville.
- Would like to have a table of goodies for the kids and adults along with a limited number of coloring books.
- Working to determine an area for a photo op display.
- Suggest Food Trucks be allowed.

The Committee also discussed First Fridays for this year. The Committee will support the City if they choose to continue with the events, but recommended that if the event happens, they be held May, June and July only.

The committee will continue to meet on a monthly basis leading up to the 250 Celebration and as needed for the other events this year.

Update on First Fridays

From Jeanna Loyd <jeanna.loyd@merchantsgroup.com>

Date Thu 4/9/2026 2:49 PM

To

[Redacted recipient list]

Cc Chad Leeman <chad.leeman@merchantsgroup.com>; Hellyn Riggins <hellyn.riggins@merchantsgroup.com>

[EXTERNAL EMAIL] CAUTION: This is an external email that originated from outside our email system. Do not click links or open attachments unless you recognize and trust the sender. If in doubt, call sender at a number you already know before clicking links or attachments.

Hi everyone,

I wanted to share a quick update about First Fridays for this year.

After talking things through, we've decided to take a pause on First Fridays this season. These events have been such a fun and meaningful part of our community, and we're so grateful for the support and participation you've all shown in the past.

As many of you know, it takes a lot of time and coordination behind the scenes to make these events happen. With summer schedules shifting—especially with my vice president likely being out of town for much of the season—we just don't have the capacity right now to organize them the way they deserve.

That said, this isn't necessarily a goodbye—just a pause. If anyone feels inspired to step in, help lead, or bring fresh ideas for the future, we would absolutely love to support you in that.

Thank you all for being such an important part of our merchants group and for everything you do to make our community special. I'm looking forward to continuing to support each other in other ways throughout the year!

Warmly,
Jeanna

Re: Henry Horton State Park - Horton 100 bicycle event

From: Hellyn Riggins
Date: Thu 3/19/2026 2:18 PM
To: Heather Spiva <hspiva@ag.gov>; David Breniser
Cc: Hellyn Riggins

That's fine. Just be aware of traffic.

I've copied Police Chief Breniser so he'll be aware, but I'm not sure on a Sunday if we will have anyone on duty at that time. He'll reach out to you if he needs more information.

Thank you for letting me know, and I wish you a very successful event.

hellyn

From: Heather Spiva
Sent: Thursday, March 19, 2026 2:15 PM
To: Hellyn Riggins
Subject: Re: Henry Horton State Park - Horton 100 bicycle event

[EXTERNAL EMAIL] CAUTION: This is an external email that originated from outside our email system. Do not click links or open attachments unless you recognize and trust the sender. If in doubt, call sender at a number you already know before clicking links or attachments.

Here you go!



Heather McGee | Parks Marketing Manager
Tennessee State Parks
Davy Crockett Tower, 8th Floor
500 James Robertson Parkway, Nashville, TN 37243

615-306-0611

From: Hellyn Riggins <hellyn.riggins@ag.gov>
Date: Thursday, March 19, 2026 at 2:11 PM
To: Heather Spiva <hspiva@ag.gov>
Subject: [EXTERNAL] Re: Henry Horton State Park - Horton 100 bicycle event

Hi, I didn't receive the image. Can you resend it?

hellyn

From: Heather Spiva <hspiva@tn.gov>
Sent: Thursday, March 19, 2026 2:00 PM
To: Hellyn Riggins
Subject: Henry Horton State Park - Horton 100 bicycle event

[EXTERNAL EMAIL] CAUTION: This is an external email that originated from outside our email system. Do not click links or open attachments unless you recognize and trust the sender. If in doubt, call sender at a number you already know before clicking links or attachments.

Hey Hellyn!

It is almost time for our annual bike tour, the Horton 100! Again, we will have a route that passes right by Eagleville City Hall on April 26th where we would love to set up a SAG (aid station) stop for our cyclists. We would like to set up around 7:00AM and would break down by 9:30 AM. We could do the same setup as last year, if that works for you! I have attached the image of what that looked like.

Thank you for your continued support of the park!

Heather



Heather McGee | Parks Marketing Manager
Tennessee State Parks
Davy Crockett Tower, 8th Floor
500 James Robertson Parkway, Nashville, TN 37243

615-306-0611

